

TIG Machine Torches "ABITIG® MT"

air and liquid cooled

- Compact in design
- Rugged cable assemblies suitable for all established welding machines
- Ideally suited for welding operations with simple geometries



ABITIG® 400 W MT


Technical data (EN 60 974-7):

Type of cooling: liquid cooled
 Rating: 400 A DC
 280 A AC
 Duty cycle: 100%
 Tungsten electrodes: Ø 1.6–4.8 mm

ABITIG® 500 W MT

Technical data (EN 60 974-7):

Type of cooling: liquid cooled
 Rating: 500 A DC
 350 A AC
 Duty cycle: 100%
 Tungsten electrodes: Ø 1.6–6.4 mm



ABITIG® 500 W MT with cold wire feeding (see page 38).

Torch complete			Torch body	
Type	Cooling	Part-No.	Type	Part-No.
ABITIG® 400 W MT	liquid cooled	see comment ¹	Standard; 228.0 mm	779.4020
ABITIG® 500 W MT	liquid cooled	see comment ¹	Standard; 265.0 mm	779.6020

¹ Due to the highly differing types of connections on the machine side we cannot list order numbers for complete torches. For the order of complete torches please indicate the cable assembly length and the machine side connection.

ABITIG® 400 W MT, ABITIG® 500 W MT

Wear parts

ABITIG® 400 W MT

ABITIG® 500 W MT


Guide tube (1 pc.)




779.4030




779.6026




56 mm



48 mm



58 mm



55 mm

Electrode holder / Gas diffuser

Electrode holder (5 pcs.)

Gas diffuser (5 pcs.)

Electrode holder (1 pc.)

Gas diffuser (1 pc.)

Ø 1.6 mm	775.0062	773.0172
Ø 2.0 mm	775.0067	773.0177
Ø 2.4 mm	775.0063	773.0173
Ø 3.2 mm	775.0064	773.0174
Ø 4.0 mm	775.0065	773.0175
Ø 4.8 mm	775.0066	773.0176
Ø 6.4 mm	-	-

779.6044	779.6058
779.6049	779.6063
779.6045	779.6059
779.6046	779.6060
779.6047	779.6061
779.6048	779.6062
779.6050	779.6064


Insulator (1 pc.)



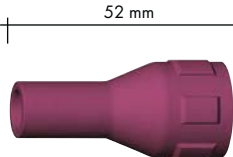
779.4043



779.6033




x mm



52 mm



34 mm



50 mm

Gas nozzle, ceramic (10 pcs.)

Standard version x = 26 mm x = 37 mm

Long version

Standard version

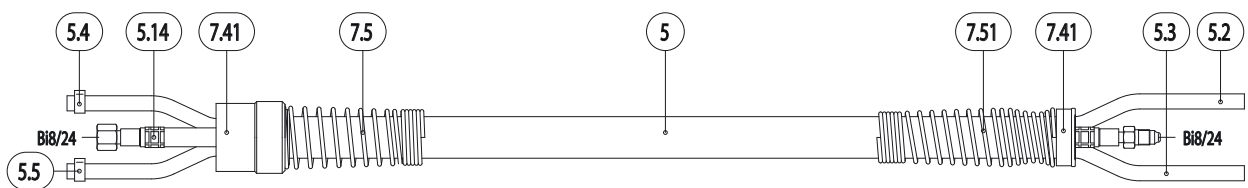
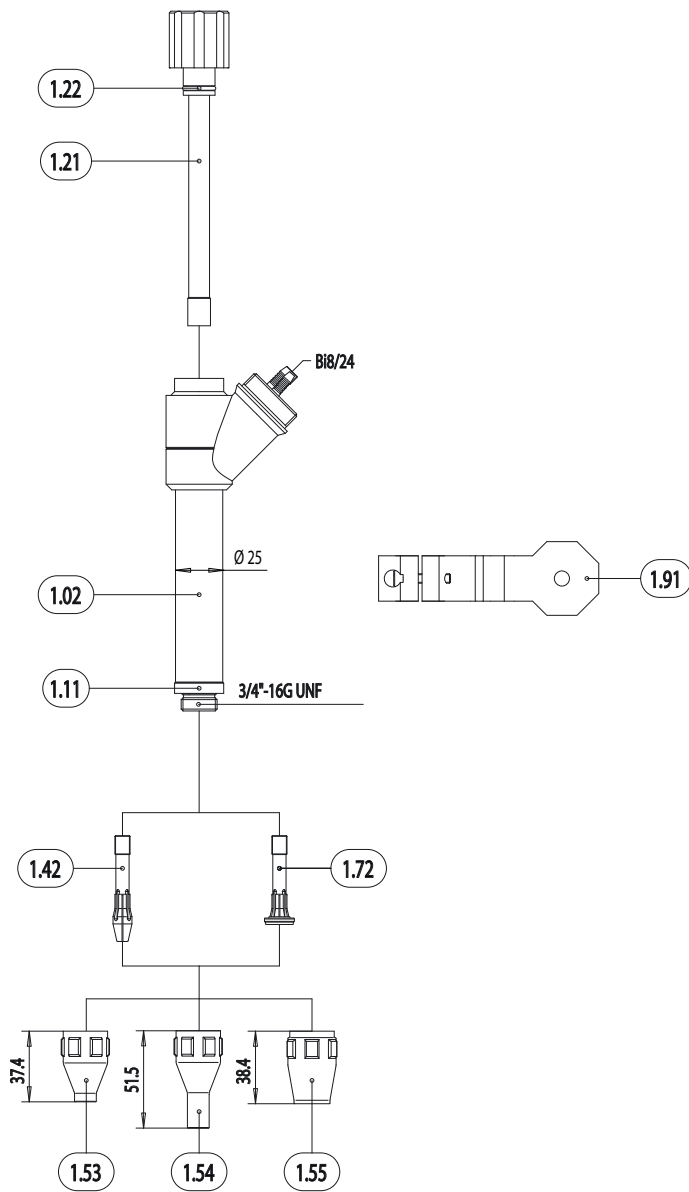
Long version

Ø 7.5 mm	-	775.0081	775.2171
Ø 10.0 mm	775.0152	775.0082	775.2172
Ø 12.5 mm	-	-	-
Ø 13.0 mm	775.0153	775.0083	775.2173
Ø 13.0 mm (boosted)	-	775.0183	-
Ø 15.0 mm	-	775.0084	775.2174
Ø 15.0 mm (boosted)	-	775.0184	-
Ø 16.0 mm	-	-	-
Ø 19.5 mm	-	-	-
Ø 24.0 mm	-	-	-

-	-
-	-
-	778.1183
-	-
-	-
-	-
-	-
-	778.1184
-	778.1188
778.1189	-

Further options please see chapter 10 of our spare parts list – this you can find in the download area of our website www.binzel-abicor.com.

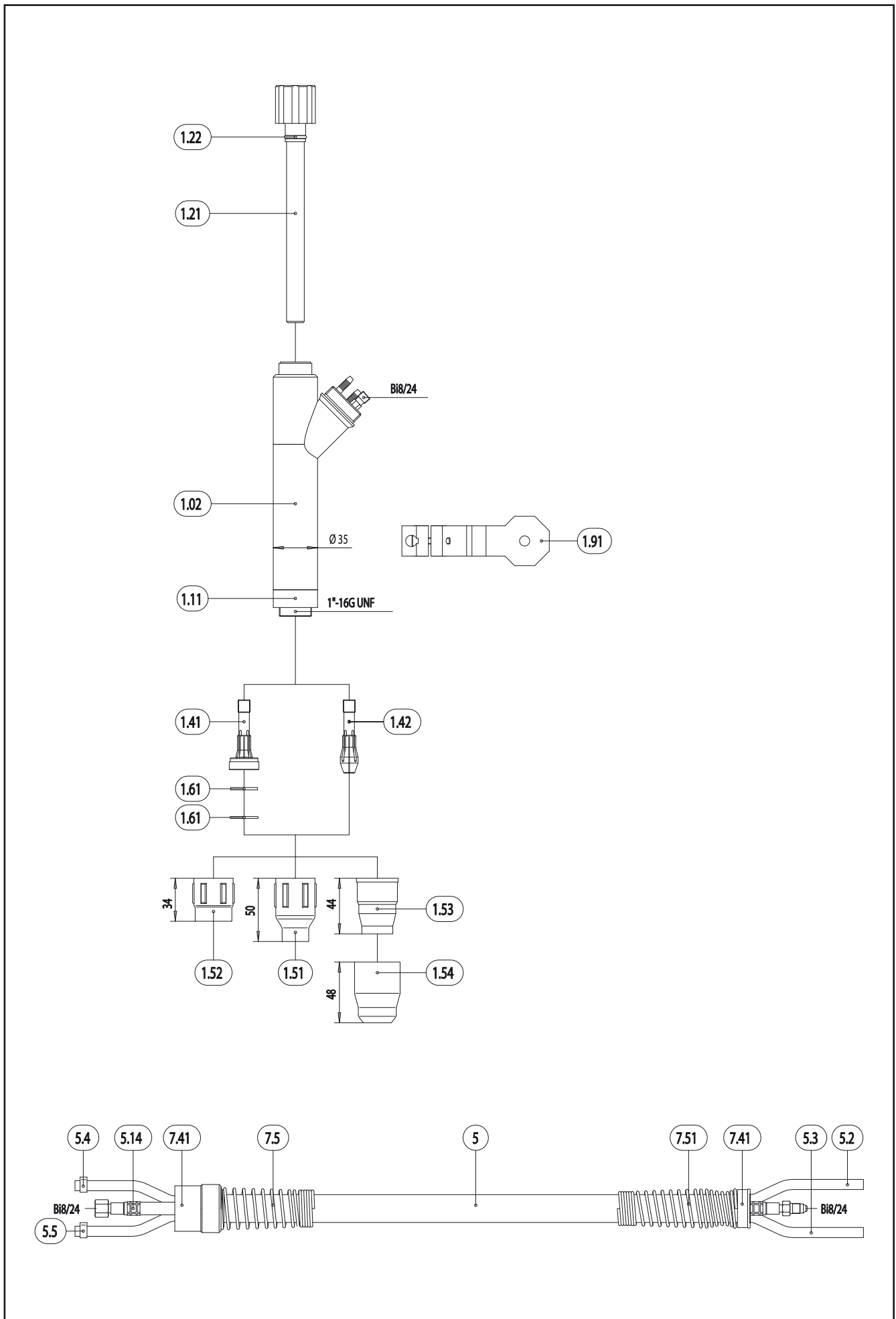
TIG Automatic Welding Torches ABITIG® 400 W MT



TIG Automatic Welding Torches ABITIG® 400 W MT

Pos.	Description	Units	Part-No.	Product-group
	Torch body			
1.02	Torch body ABITIG® 400 W MT		779.4020	2532
1.11	Insulator		779.4043	2555
1.21	Guide tube cpl. ABITIG® 400 W MT		779.4030	2555
1.22	O-Ring 13.46x2.08	20 Pcs.	165.0079	9010
	Wear parts			
1.42	Electrode holder for electrode WE Ø 1.6 mm	5 Pcs.	775.0062	2548
1.42	Electrode holder for electrode WE Ø 2.4 mm	5 Pcs.	775.0063	2548
1.42	Electrode holder for electrode WE Ø 3.2 mm	5 Pcs.	775.0064	2548
1.42	Electrode holder for electrode WE Ø 4.0 mm	5 Pcs.	775.0065	2548
1.42	Electrode holder for electrode WE Ø 4.8 mm	5 Pcs.	775.0066	2548
1.53	Ceramic gas nozzle 37.4 mm; ND 7.5 mm	10 Pcs.	775.0081	2541
1.53	Ceramic gas nozzle 37.4 mm; ND 10.5 mm	10 Pcs.	775.0082	2541
1.53	Ceramic gas nozzle 37.4 mm; ND 13.0 mm	10 Pcs.	775.0083	2541
1.53	Ceramic gas nozzle 37.4 mm; ND 15.0 mm	10 Pcs.	775.0084	2541
1.54	Ceramic gas nozzle 51.5 mm; ND 7.5 mm	10 Pcs.	775.2171	2541
1.54	Ceramic gas nozzle 51.5 mm; ND 10.0 mm	10 Pcs.	775.2172	2541
1.54	Ceramic gas nozzle 51.5 mm; ND 13.0 mm	10 Pcs.	775.2173	2541
1.54	Ceramic gas nozzle 51.5 mm; ND 16.0 mm	10 Pcs.	775.2174	2541
1.55	Ceramic gas nozzle 38.4 mm; ND 13.0 mm (reenforced)	10 Pcs.	775.0183	2541
1.55	Ceramic gas nozzle 38.4 mm; ND 15.0 mm (reenforced)	10 Pcs.	775.0184	2541
1.72	Gas diffuser for electrode WE-Ø 1.0 mm		773.0171	2548
1.72	Gas diffuser for electrode WE-Ø 1.6 mm		773.0172	2548
1.72	Gas diffuser for electrode WE-Ø 2.4 mm		773.0173	2548
1.72	Gas diffuser for electrode WE-Ø 3.2 mm		773.0174	2548
1.72	Gas diffuser for electrode WE-Ø 4.0 mm		773.0175	2548
1.72	Gas diffuser for electrode WE-Ø 4.8 mm		773.0176	2548
	Accessories			
1.91	Torch mount MT-25		780.0222	2555
	Cable assembly			
5	Hose 10 black Ø 22x1.25	40 m	109.0020	4050
5.14	Power cable High Flex (ABITIG® MT) for 4.00 m		150.0175	2555
5.2	Hose Ø 3x1.5	100 m	102.0124	4050
5.3	Hose 49 black Ø 3.9x1.5	40 m	109.0059	4050
5.4	Hose clamp Ø 6.2 mm with ring (mark 6.6)	20 Pcs.	173.0006	9010
5.5	Hose clamp Ø 7.5 mm with ring (mark 8.0)	20 Pcs.	173.0007	9010
7.41	Strain relief		400.0413	9010
7.5	Cable support spring		775.1341	2555
7.51	Cable support spring		500.0227	9010

TIG Automatic Welding Torches ABITIG® 500 W MT



TIG Automatic Welding Torches ABITIG® 500 W MT

Pos.	Description	Units	Part-No.	Product-group
Torch body				
1.02	Torch body ABITIG® 500 W MT		779.6020	2532
1.11	Insulator		779.6033	2555
1.21	Guide tube cpl. ABITIG® 500 W MT		779.6026	2555
1.22	O-Ring 13.46x2.08	20 Pcs.	165.0079	9010
Wear parts				
1.41	Gas diffuser for electrode WE-Ø 1.6 mm		779.6058	2548
1.41	Gas diffuser for electrode WE-Ø 2.0 mm		779.6063	2548
1.41	Gas diffuser for electrode WE-Ø 2.4 mm		779.6059	2548
1.41	Gas diffuser for electrode WE-Ø 3.2 mm		779.6060	2548
1.41	Gas diffuser for electrode WE-Ø 4.0 mm		779.6061	2548
1.41	Gas diffuser for electrode WE-Ø 4.8 mm		779.6062	2548
1.41	Gas diffuser for electrode WE-Ø 6.4 mm		779.6064	2548
1.42	Electrode holder for electrode WE Ø 1.6 mm		779.6044	2548
1.42	Electrode holder for electrode WE Ø 2.0 mm		779.6049	2548
1.42	Electrode holder for electrode WE Ø 2.4 mm		779.6045	2548
1.42	Electrode holder for electrode WE Ø 3.2 mm		779.6046	2548
1.42	Electrode holder for electrode WE Ø 4.0 mm		779.6047	2548
1.42	Electrode holder for electrode WE Ø 4.8 mm		779.6048	2548
1.42	Electrode holder for electrode WE Ø 6.4 mm		779.6050	2548
1.51	Ceramic gas nozzle 50 mm; ND 12.5 mm	10 Pcs.	778.1183	2541
1.51	Ceramic gas nozzle 50 mm; ND 16.0 mm	10 Pcs.	778.1184	2541
1.51	Ceramic gas nozzle 50 mm; ND 19.5 mm	10 Pcs.	778.1188	2541
1.52	Ceramic gas nozzle 34 mm; ND 24.0 mm	10 Pcs.	778.1189	2541
1.53	Ceramic adaptor		778.1185	2541
1.54	Gas nozzle metal 48 mm; ND 16.0 mm		778.1186	2541
1.54	Gas nozzle metal 48 mm; ND 19.0 mm		778.1187	2541
1.61	Sieve		778.1109	2555
1.61	Retaining ring		775.0108	2555
Accessories				
1.91	Torch mount MT-35		780.0292	5207
Cable assembly				
5	Hose 10 black Ø 22x1.25	40 m	109.0020	4050
5.14	Power cable High Flex (ABITIG® MT) for 4.00 m		150.0175	2555
5.2	Hose Ø 3x1.5	100 m	102.0124	4050
5.3	Hose 49 black Ø 3.9x1.5	40 m	109.0059	4050
5.4	Hose clamp Ø 6.2 mm with ring (mark 6.6)	20 Pcs.	173.0006	9010
5.5	Hose clamp Ø 7.5 mm with ring (mark 8.0)	20 Pcs.	173.0007	9010
7.41	Strain relief		400.0413	9010
7.5	Cable support spring		775.1341	2555
7.51	Cable support spring		500.0227	9010