

TIG Machine Torches "ABITIG® MT"

air and liquid cooled



ABITIG® 200 MT

ABITIG® 300 W MT

- Compact in design
- Rugged cable assemblies suitable for all established welding machines
- ABITIG® 200 MT / 300 W MT with adjustable tungsten electrode
- Ideally suited for welding operations with simple geometries

ABITIG® 200 MT

Technical data (EN 60 974-7):

Type of cooling:	air cooled
Rating:	200 A DC 140 A AC
Duty cycle:	60%
Tungsten electrodes:	Ø 1.6–4.0 mm

ABITIG® 300 W MT

Technical data (EN 60 974-7):

Type of cooling:	liquid cooled
Rating:	300 A DC 210 A AC
Duty cycle:	100%
Tungsten electrodes:	Ø 1.6–4.8 mm

Torch complete			Torch body	
Type	Cooling	Part-No.	Type	Part-No.
ABITIG® 200 MT	air cooled	see comment ¹	Standard; 249.0 mm	778.2020
ABITIG® 300 W MT	liquid cooled	see comment ¹	Standard; 249.0 mm	779.2020

¹ Due to the highly differing types of connections on the machine side we cannot list order numbers for complete torches. For the order of complete torches please indicate the cable assembly length and the machine side connection.

ABITIG® 200 MT, ABITIG® 300 W MT

Wear parts




Guide tub (1 pc.)

778.1030


Collet (1 pc.)




778.1140



Electrode holder



Gas diffuser



Gas diffuser

Electrode holder / Gas diffuser (5 pcs.)

Ø 1.6 mm	775.0062	773.0172	773.0112.5
Ø 2.0 mm	775.0067	773.0177	-
Ø 2.4 mm	775.0063	773.0173	773.0113
Ø 3.2 mm	775.0064	773.0174	773.0114
Ø 4.0 mm	775.0065	773.0175	-
Ø 4.8 mm	775.0066	773.0176	-

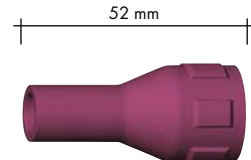


Insulator (1 pc.)

775.1043



Standard version



Long version

Gas nozzle, ceramic

	Standard version		
(10 pcs.)	x = 26 mm	x = 37 mm	
Ø 7.5 mm	-	775.0081	775.2171
Ø 10.0 mm	775.0152	775.0082	775.2172
Ø 12.5 mm	-	-	-
Ø 13.0 mm	775.0153	775.0083	775.2173
Ø 13.0 mm (boosted)	-	775.0183	-
Ø 15.0 mm	-	775.0084	775.2174
Ø 15.0 mm (boosted)	-	775.0184	-
Ø 16.0 mm	-	-	-
Ø 19.5 mm	-	-	-

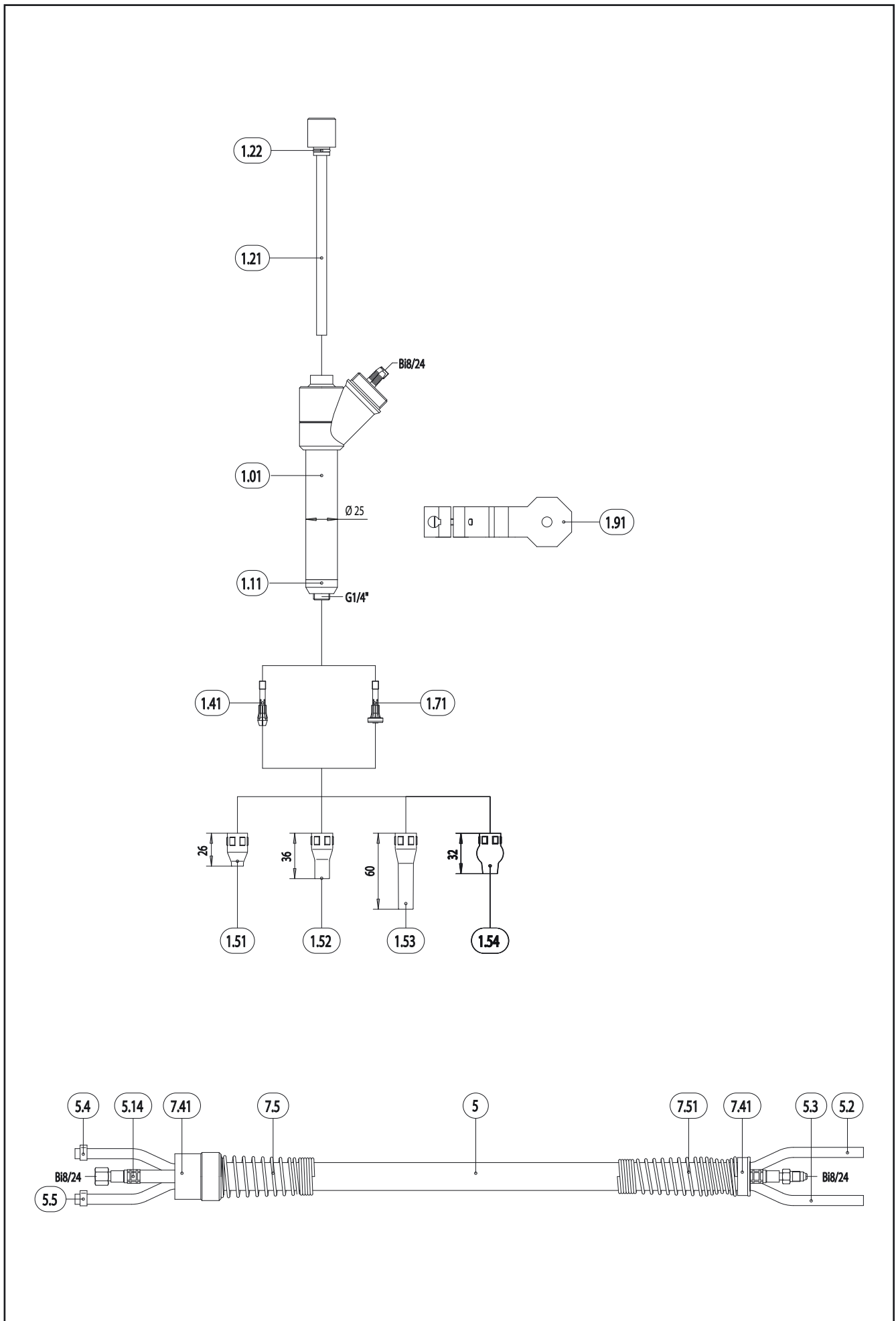
Further options, e. g. the "Jumbo" version up to NS 24 or metal gas nozzles, please see chapter 10 of our spare parts list - this you can find in the download area of our website www.binzel-abicor.com.



Setting gauge (1 pc.)

778.1157

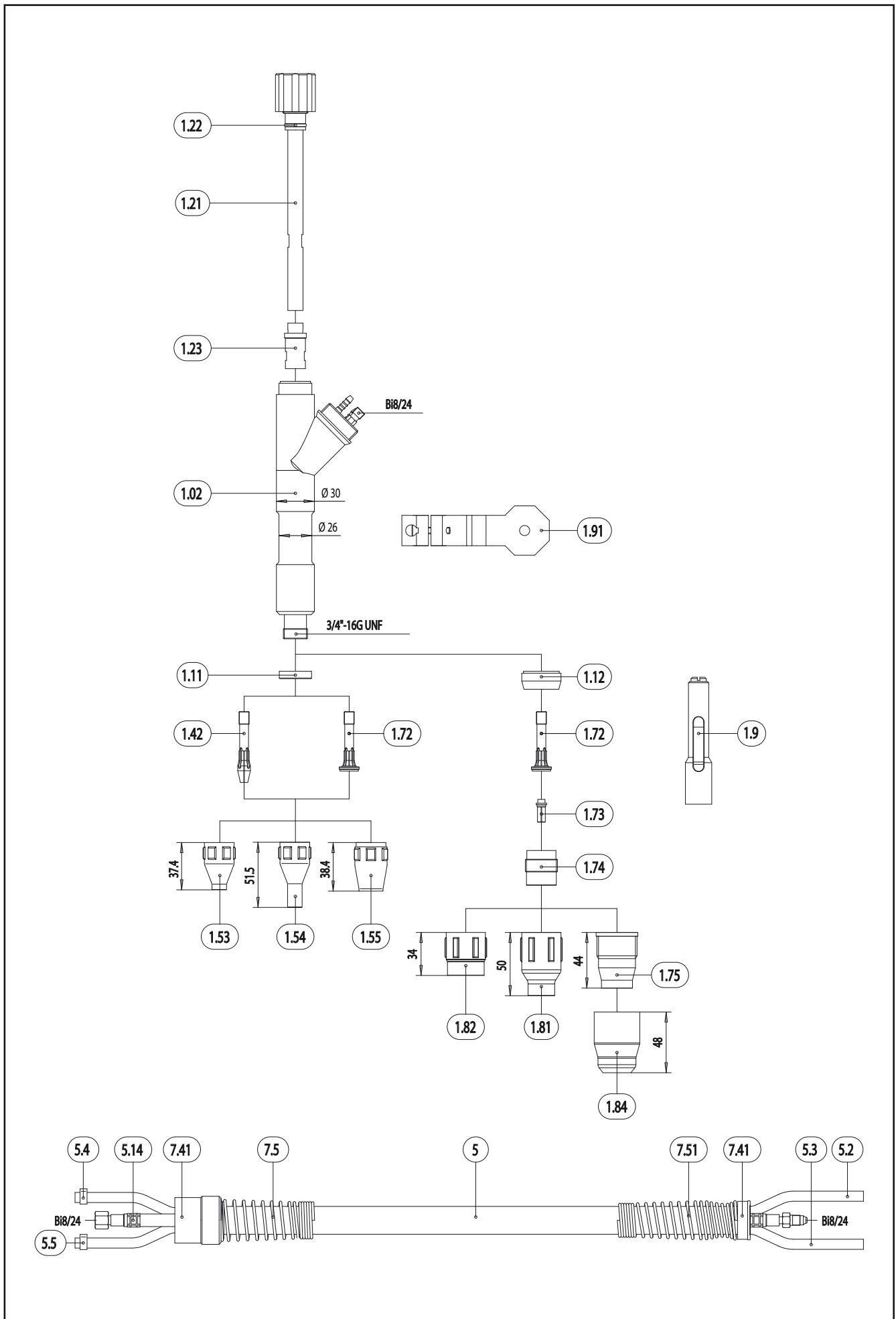
TIG Automatic Welding Torches ABITIG® 200 MT



TIG Automatic Welding Torches ABITIG® 200 MT

Pos.	Description	Units	Part-No.	Product-group
Torch body				
1.01	Torch body ABITIG® 200 MT		778.2020	2532
1.11	Insulator		775.1043	2555
1.12	Insulator for gas diffusor 4		775.1143	2555
1.21	Guide tube cpl. ABITIG® 200 MT / ABITIG® 300 W MT		778.1030	2555
1.22	O-Ring 13.46x2.08	20 Pcs.	165.0079	9010
1.23	Collet		778.1140	2555
Wear parts				
1.42	Electrode holder for electrode WE Ø 1.6 mm	5 Pcs.	775.0062	2548
1.42	Electrode holder for electrode WE Ø 2.4 mm	5 Pcs.	775.0063	2548
1.42	Electrode holder for electrode WE Ø 3.2 mm	5 Pcs.	775.0064	2548
1.42	Electrode holder for electrode WE Ø 4.0 mm	5 Pcs.	775.0065	2548
1.42	Electrode holder for electrode WE Ø 4.8 mm	5 Pcs.	775.0066	2548
1.53	Ceramic gas nozzle 37.4 mm; ND 7.5 mm	10 Pcs.	775.0081	2541
1.53	Ceramic gas nozzle 37.4 mm; ND 10.5 mm	10 Pcs.	775.0082	2541
1.53	Ceramic gas nozzle 37.4 mm; ND 13.0 mm	10 Pcs.	775.0083	2541
1.53	Ceramic gas nozzle 37.4 mm; ND 15.0 mm	10 Pcs.	775.0084	2541
1.54	Ceramic gas nozzle 51.5 mm; ND 7.5 mm	10 Pcs.	775.2171	2541
1.54	Ceramic gas nozzle 51.5 mm; ND 10.0 mm	10 Pcs.	775.2172	2541
1.54	Ceramic gas nozzle 51.5 mm; ND 13.0 mm	10 Pcs.	775.2173	2541
1.54	Ceramic gas nozzle 51.5 mm; ND 16.0 mm	10 Pcs.	775.2174	2541
1.55	Ceramic gas nozzle 38.4 mm; ND 13.0 mm (reenforced)	10 Pcs.	775.0183	2541
1.55	Ceramic gas nozzle 38.4 mm; ND 15.0 mm (reenforced)	10 Pcs.	775.0184	2541
1.72	Gas diffuser for electrode WE-Ø 1.0 mm		773.0171	2548
1.72	Gas diffuser for electrode WE-Ø 1.6 mm		773.0172	2548
1.72	Gas diffuser for electrode WE-Ø 2.4 mm		773.0173	2548
1.72	Gas diffuser for electrode WE-Ø 3.2 mm		773.0174	2548
1.72	Gas diffuser for electrode WE-Ø 4.0 mm		773.0175	2548
1.72	Gas diffuser for electrode WE-Ø 4.8 mm		773.0176	2548
1.73	Adaptor part WE-Ø 1.6 mm		778.1142	2555
1.73	Adaptor part WE-Ø 2.4 mm		778.1143	2555
1.73	Adaptor part WE-Ø 3.2 mm		778.1144	2555
1.73	Adaptor part WE-Ø 4.0 mm		778.1145	2555
1.73	Adaptor part WE-Ø 4.8 mm		778.1146	2555
1.74	Gas diffuser 4-MT for electrode WE-Ø 1.6 - 4.8 mm		778.1148	2548
w/o. fig.	Sieve		778.1109	2555
w/o. fig.	Retaining ring		775.0108	2555
1.75	Ceramic adaptor		778.1185	2541
1.81	Ceramic gas nozzle 50 mm; ND 12.5 mm	10 Pcs.	778.1183	2541
1.81	Ceramic gas nozzle 50 mm; ND 16.0 mm	10 Pcs.	778.1184	2541
1.81	Ceramic gas nozzle 50 mm; ND 19.5 mm	10 Pcs.	778.1188	2541
1.82	Ceramic gas nozzle 34 mm; ND 24.0 mm	10 Pcs.	778.1189	2541
1.84	Gas nozzle metal 48 mm; ND 16.0 mm		778.1186	2541
1.84	Gas nozzle metal 48 mm; ND 19.0 mm		778.1187	2541
Accessories				
1.9	Alignment jig ABITIG® MT		778.1157	2555
1.91	Torch mount MT-26		780.0258	5207
1.91	Torch mount MT-30		780.0145	5207
Cable assembly				
5	Hose 9 black Ø 18.2x1.25	60 m	109.0019	4050
5.11	Power cable High Flex (ABITIG® MT) for 4.00 m		150.0175	2555
7.41	Strain relief ERGO		400.0412	9010
7.42	Strain relief		500.0252	9010
7.5	Cable support spring		775.1341	2555
7.51	Cable support spring		500.0226	9010

TIG Automatic Welding Torches ABITIG® 300 W MT



TIG Automatic Welding Torches ABITIG® 300 W MT

Pos.	Description	Units	Part-No.	Product-group
Torch body				
1.02	Torch body ABITIG® 300 W MT		779.2020	2532
1.11	Insulator		775.1043	2555
1.12	Insulator for gas diffusor 4		775.1143	2555
1.21	Guide tube cpl. ABITIG® 200 MT / ABITIG® 300 W MT		778.1030	2555
1.22	O-Ring 13.46x2.08	20 Pcs.	165.0079	9010
1.23	Collet		778.1140	2555
Wear parts				
1.42	Electrode holder for electrode WE Ø 1.6 mm	5 Pcs.	775.0062	2548
1.42	Electrode holder for electrode WE Ø 2.4 mm	5 Pcs.	775.0063	2548
1.42	Electrode holder for electrode WE Ø 3.2 mm	5 Pcs.	775.0064	2548
1.42	Electrode holder for electrode WE Ø 4.0 mm	5 Pcs.	775.0065	2548
1.42	Electrode holder for electrode WE Ø 4.8 mm	5 Pcs.	775.0066	2548
1.53	Ceramic gas nozzle 37.4 mm; ND 7.5 mm	10 Pcs.	775.0081	2541
1.53	Ceramic gas nozzle 37.4 mm; ND 10.5 mm	10 Pcs.	775.0082	2541
1.53	Ceramic gas nozzle 37.4 mm; ND 13.0 mm	10 Pcs.	775.0083	2541
1.53	Ceramic gas nozzle 37.4 mm; ND 15.0 mm	10 Pcs.	775.0084	2541
1.54	Ceramic gas nozzle 51.5 mm; ND 7.5 mm	10 Pcs.	775.2171	2541
1.54	Ceramic gas nozzle 51.5 mm; ND 10.0 mm	10 Pcs.	775.2172	2541
1.54	Ceramic gas nozzle 51.5 mm; ND 13.0 mm	10 Pcs.	775.2173	2541
1.54	Ceramic gas nozzle 51.5 mm; ND 16.0 mm	10 Pcs.	775.2174	2541
1.55	Ceramic gas nozzle 38.4 mm; ND 13.0 mm (reenforced)	10 Pcs.	775.0183	2541
1.55	Ceramic gas nozzle 38.4 mm; ND 15.0 mm (reenforced)	10 Pcs.	775.0184	2541
1.72	Gas diffuser for electrode WE-Ø 1.0 mm		773.0171	2548
1.72	Gas diffuser for electrode WE-Ø 1.6 mm		773.0172	2548
1.72	Gas diffuser for electrode WE-Ø 2.4 mm		773.0173	2548
1.72	Gas diffuser for electrode WE-Ø 3.2 mm		773.0174	2548
1.72	Gas diffuser for electrode WE-Ø 4.0 mm		773.0175	2548
1.72	Gas diffuser for electrode WE-Ø 4.8 mm		773.0176	2548
1.73	Adaptor part WE-Ø 1.6 mm		778.1142	2555
1.73	Adaptor part WE-Ø 2.4 mm		778.1143	2555
1.73	Adaptor part WE-Ø 3.2 mm		778.1144	2555
1.73	Adaptor part WE-Ø 4.0 mm		778.1145	2555
1.73	Adaptor part WE-Ø 4.8 mm		778.1146	2555
1.74	Gas diffuser 4-MT for electrode WE-Ø 1.6 - 4.8 mm		778.1148	2548
w/o. fig.	Sieve		778.1109	2555
w/o. fig.	Retaining ring		775.0108	2555
1.75	Ceramic adaptor		778.1185	2541
1.81	Ceramic gas nozzle 50 mm; ND 12.5 mm	10 Pcs.	778.1183	2541
1.81	Ceramic gas nozzle 50 mm; ND 16.0 mm	10 Pcs.	778.1184	2541
1.81	Ceramic gas nozzle 50 mm; ND 19.5 mm	10 Pcs.	778.1188	2541
1.82	Ceramic gas nozzle 34 mm; ND 24.0 mm	10 Pcs.	778.1189	2541
1.84	Gas nozzle metal 48 mm; ND 16.0 mm		778.1186	2541
1.84	Gas nozzle metal 48 mm; ND 19.0 mm		778.1187	2541
Accessories				
1.9	Alignment jig ABITIG® MT		778.1157	2555
1.91	Torch mount MT-26		780.0258	5207
1.91	Torch mount MT-30		780.0145	5207
Cable assembly				
5	Hose 10 black Ø 22x1.25	40 m	109.0020	4050
5.14	Power cable High Flex (ABITIG® MT) for 4.00 m		150.0175	2555
5.2	Hose Ø 3x1.5	100 m	102.0124	4050
5.3	Hose 49 black Ø 3.9x1.5	40 m	109.0059	4050
5.4	Hose clamp Ø 6.2 mm with ring (mark 6.6)	20 Pcs.	173.0006	9010
5.5	Hose clamp Ø 7.5 mm with ring (mark 8.0)	20 Pcs.	173.0007	9010
7.41	Strain relief		400.0413	9010

