

Torce TIG "ABITIG® GRIP" ad aria e a liquido

ABITIG® GRIP - la soluzione completa nel campo della saldatura TIG. Questa nuova gamma rappresenta la logica evoluzione della conosciuta serie ABITIG®: maggior ergonomia e design nei moduli di controllo e pulsanti di comando torcia.

Le torce, sia in versione raffreddata ad aria che a liquido nei vari range di impiego sono corredate con impugnatura ergonomica con inserto "GRIP" in grado di alloggiare diverse tipologie di moduli di controllo e pulsanti, oltre ad avere un fasciame torcia estremamente flessibile e maneggevole. Tutte le parti consumabile sono compatibili con lo standard internazionale serie "SR".

Fasciami ad alta flessibilità disponibili con ogni tipo di attacco macchina e connessioni.

- Impugnatura ergonomica con inserto "GRIP" per tutti i modelli torcia ABITIG® GRIP - grande fermezza e feeling sull'impugnatura.
- Moduli di controllo e pulsanti perfettamente integrati nel design impugnatura - per una ergonomia eccezionale.
- Giunto a snodo di piccole dimensioni per una impugnabilità e maneggevolezza perfette
- Fasciame torcia flessibile, leggero e modulabile - per ogni tipo di attacco e connessione macchina.
- Consumabile torcia compatibile con lo standard internazionale serie "SR" - meno stock.

ABITIG® GRIP 9

Dati tecnici (EN 60 974-7):

Tipo di raffreddamento: aria
Classificazione: 110 A DC
80 A AC
Duty cycle: 35%
Elettrodo tungsteno: Ø 0.5-1.6 mm

ABITIG® GRIP 20

Technical data (EN 60 974-7):

Tipo di raffreddamento: liquido*
Classificazione: 240 A DC
170 A AC
Duty cycle: 100%
Elettrodo tungsteno: Ø 0.5-3.2 mm

* Pressione in entrata torcia:
Min. 2.5 bar (max. 3.5 bar);
Min. flusso : 0.7 l/min.

Dati tecnici basati su cablaggi torcia di lunghezza fino a 8.00 m.

Sistema Impugnatura ABITIG® GRIP
- vedere pag. 26-27.

Torcia completa




Modello	Raffr.	n° cod.	Versione	Corpo torcia	n° cod.
ABITIG® GRIP 9	aria	vedi commento**	Standard		712.5020
ABITIG® GRIP 9 F	aria	vedi commento**	Flessibile		712.5030
ABITIG® GRIP 20	liquido	vedi commento**	Standard		712.3020
ABITIG® GRIP 20 F***	liquido	vedi commento**	Flessibile		712.3030

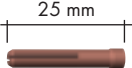

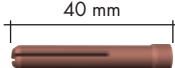
**Viste le innumerevoli versioni e tipologie di connessioni macchina non possiamo fornire in questa documentazione i codici completi torcia. Si prega di utilizzare la seguente documentazione per individuare il modello torcia ed il tipo di modulo di controllo e pulsante - chiedere informazioni al rivenditore ABICOR-BINZEL di zona.

*** disponibile a richiesta in versione da 30 mm e 65 mm (versione allungata)


ABITIG® GRIP 9, ABITIG® GRIP 20




Consumabili

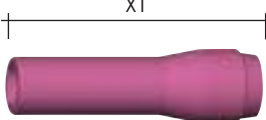

			
Cappa (10 pcs.)	Corta	Media	Lunga
	701.0240 / 41V33	701.0244 / 41V35	701.0247 / 41V24

			
Serra elett. (10 pcs.)	Versione std.	Versione ottone	Versione jumbo
Ø 0.5 mm	701.0249 / 13N20	701.1060	701.1225 / 13N20L
Ø 1.0 mm	701.0250 / 13N21	701.1061	701.1226 / 13N21L
Ø 1.2 mm	701.0254 / -	701.1027	-
Ø 1.6 mm	701.0251 / 13N22	701.1019	701.1227 / 13N22L
Ø 2.0 mm	701.0255 / -	-	-
Ø 2.4 mm	701.0252 / 13N23	701.1020	701.1228 / 13N23L
Ø 3.2 mm	701.0253 / 13N24	701.1063	701.1229 / 13N24L

		
Anello isolante / Adattatore	Anello isolante (10 pcs.)	Adattatore (5 pcs.)
	702.0055 / 598882	701.1234 / 54N63-20

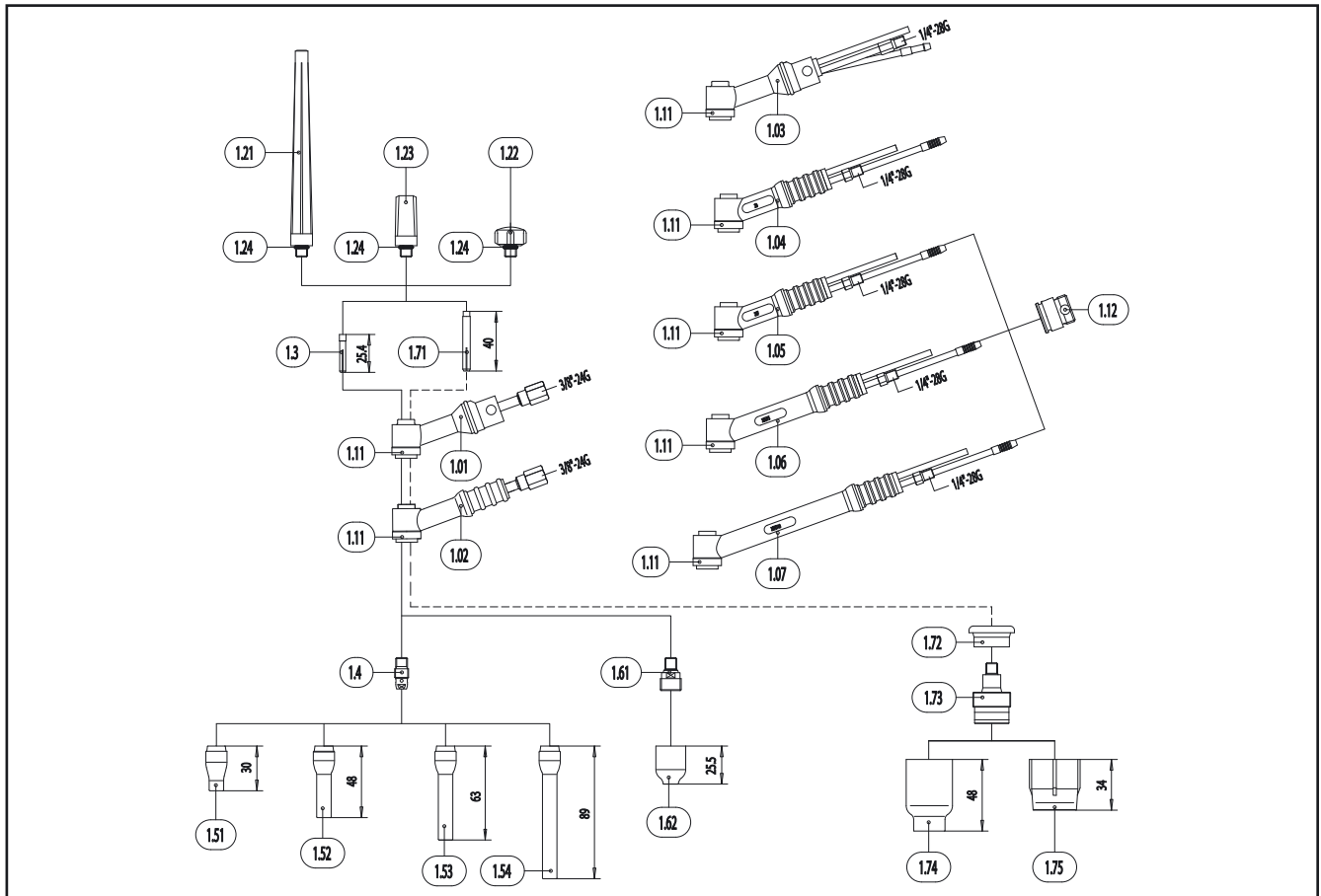
			
Ferma serra elett.	Versione std. (10 pcs.)	Versione std. con gas lens (10 pcs.)	Versione jumbo con gas lens (5 pcs.)
Ø 0.5-1.0 mm	701.0275 / 13N26	701.0301 / 45V42	701.1230 / 45V0204S
Ø 1.2 mm	701.0279 / -	701.0313 / -	-
Ø 1.6 mm	701.0276 / 13N27	701.0307 / 45V43	701.1231 / 45V116S
Ø 2.0 mm	701.0280 / -	701.0315 / -	-
Ø 2.4 mm	701.0277 / 13N28	701.0309 / 45V44	701.1232 / 45V64S
Ø 3.2 mm	701.0278 / 13N29	701.0311 / 45V45	701.1233 / 995795S

			
Ug. gas , ceramico (10 pcs.)	Versione std.	Versione std. per gas lens	Versione jumbo per gas lens
No. 4 Ø 6.5 mm	701.0281 / 13N08	701.0317 / 53N58	-
No. 5 Ø 8.0 mm	701.0282 / 13N09	701.0318 / 53N59	-
No. 6 Ø 9.5 mm	701.0283 / 13N10	701.0319 / 53N60	701.1199 / 57N75
No. 7 Ø 11.0 mm	701.0284 / 13N11	701.0320 / 53N61	-
No. 8 Ø 12.5 mm	701.0285 / 13N12	-	701.1200 / 57N74
No. 10 Ø 16.0 mm	701.0286 / 13N13	-	701.1201 / 53N88
No. 12	-	-	701.1121 / 53N87

		
Ug. gas , ceramico (10 pcs.)	Versione std.	Versione jumbo per gas lens****
No. 4 Ø 6.5 mm 48 mm	701.0289 / 796F71	701.1202 / 53N89
No. 5 Ø 8.0 mm 48 mm	701.0290 / 796F72	
No. 6 Ø 9.5 mm 48 mm	701.0291 / 796F73	
No. 4 Ø 6.5 mm 63 mm	701.0293 / 796F75	
No. 5 Ø 8.0 mm 63 mm	701.0294 / 796F76	
No. 4 Ø 6.5 mm 89 mm	701.0296 / 796F79	

****non adatto per l'alta frequenza

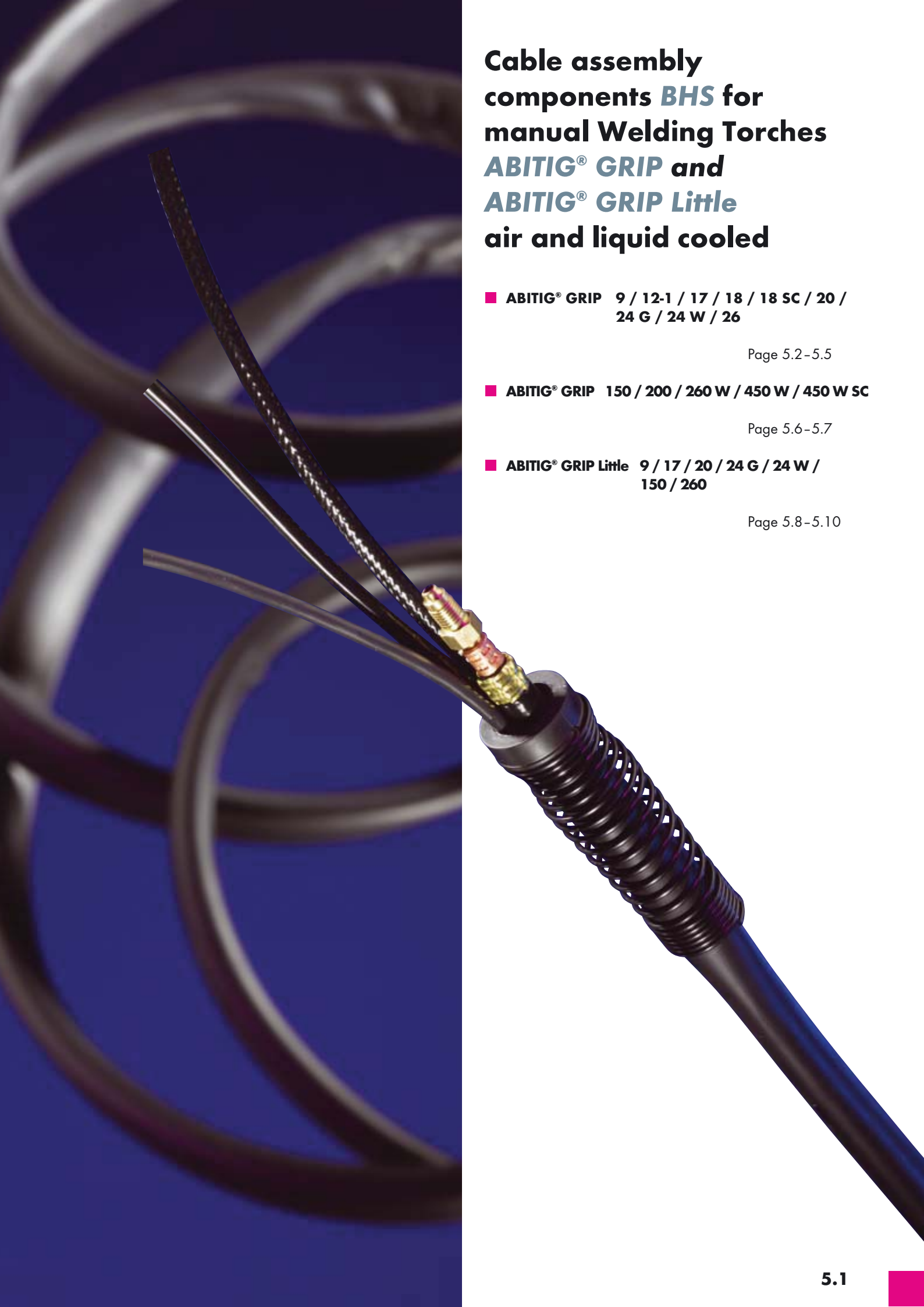
TIG Welding Torches ABITIG® GRIP 9 / 20 – ABITIG® GRIP Little 9 / 20



Pos.	Description	Units	Part-No.	Product-group
Torch body				
1.01	Torch body ABITIG® GRIP 9; 46.0 mm long		712.5020	2002
w/o. fig.	Torch body ABITIG® GRIP 9 F (flexible); 46.0 mm long		712.5030	2002
1.02	Torch body SR / ABITIG® GRIP Little 9; 46.0 mm long		705.0001	2002
w/o. fig.	Torch body SR / ABITIG® GRIP Little 9 F (flexible); 46.0 mm long		703.0001	2002
1.03	Torch body ABITIG® GRIP 20; 46.0 mm long		712.3020	2002
w/o. fig.	Torch body ABITIG® GRIP 20 F (flexible); 46.0 mm long		712.3030	2002
1.04	Torch body SR / ABITIG® GRIP Little 20; 46.0 mm long		705.0058	2002
1.05	Torch body SR / ABITIG® GRIP Little 20 F (flexible); 46.0 mm long		703.0302	2002
1.06	Torch body SR / ABITIG® GRIP Little 20 F (flexible); 75.0 mm long		703.0305	2002
1.07	Torch body SR / ABITIG® GRIP Little 20 F (flexible); 110.0 mm long		703.0306	2002
1.11	Insulating ring	10 Pcs.	702.0055	2003
w/o. fig.	Shrink hose Ø 19.1 mm	60 m	104.0007	4050
1.12	Socket		712.7026	2005
Wear parts				
1.21	Back cap, long; (41V24)	10 Pcs.	701.0247	2009
1.22	Back cap, short; (41V33)	10 Pcs.	701.0240	2009
1.23	Back cap, medium; (41V35)	10 Pcs.	701.0244	2009
1.24	O-Ring 4.6x2	20 Pcs.	165.0028	9010
1.3	Collet for electrode Ø 0.5 mm; 25.4 mm long; (13N20)	10 Pcs.	701.0249	2007
1.3	Collet for electrode Ø 1.0 mm; 25.4 mm long; (13N21)	10 Pcs.	701.0250	2007
1.3	Collet for electrode Ø 1.2 mm; 25.4 mm long	10 Pcs.	701.0254	2007
1.3	Collet for electrode Ø 1.6 mm; 25.4 mm long; (13N22)	10 Pcs.	701.0251	2007
1.3	Collet for electrode Ø 2.0 mm; 25.4 mm long	10 Pcs.	701.0255	2007
1.3	Collet for electrode Ø 2.4 mm; 25.4 mm long; (13N23)	10 Pcs.	701.0252	2007
1.3	Collet for electrode Ø 3.2 mm; 25.4 mm long; (13N24)	10 Pcs.	701.0253	2007
1.3	Collet for electrode Ø 0.5 mm; 25.4 mm long; (brass)	10 Pcs.	701.1060	2007
1.3	Collet for electrode Ø 1.0 mm; 25.4 mm long; (brass)	10 Pcs.	701.1061	2007

TIG Welding Torches ABITIG® GRIP 9 / 20 – ABITIG® GRIP Little 9 / 20

Pos.	Description	Units	Part-No.	Product-group
1.3	Collet for electrode Ø 1.2 mm; 25.4 mm long; (brass)	10 Pcs.	701.1027	2007
1.3	Collet for electrode Ø 1.6 mm; 25.4 mm long; (brass)	10 Pcs.	701.1019	2007
1.3	Collet for electrode Ø 2.4 mm; 25.4 mm long; (brass)	10 Pcs.	701.1020	2007
1.3	Collet for electrode Ø 3.2 mm; 25.4 mm long; (brass)	10 Pcs.	701.1063	2007
1.4	Collet body for electrode Ø 0.5 - 1.0 mm; (13N26)	10 Pcs.	701.0275	2008
1.4	Collet body for electrode Ø 1.2 mm	10 Pcs.	701.0279	2008
1.4	Collet body for electrode Ø 1.6 mm; (13N27)	10 Pcs.	701.0276	2008
1.4	Collet body for electrode Ø 2.0 mm	10 Pcs.	701.0280	2008
1.4	Collet body for electrode Ø 2.4 mm; (13N28)	10 Pcs.	701.0277	2008
1.4	Collet body for electrode Ø 3.2 mm; (13N29)	10 Pcs.	701.0278	2008
1.51	Ceramic gas nozzle; no. 4; Ø 6.5 mm; 30.0 mm long; (13N08)	10 Pcs.	701.0281	2004
1.51	Ceramic gas nozzle; no. 5; Ø 8.0 mm; 30.0 mm long; (13N09)	10 Pcs.	701.0282	2004
1.51	Ceramic gas nozzle; no. 6; Ø 9.5 mm; 30.0 mm long; (13N10)	10 Pcs.	701.0283	2004
1.51	Ceramic gas nozzle; no. 7; Ø 11.0 mm; 30.0 mm long; (13N11)	10 Pcs.	701.0284	2004
1.51	Ceramic gas nozzle; no. 8; Ø 12.5 mm; 30.0 mm long; (13N12)	10 Pcs.	701.0285	2004
1.51	Ceramic gas nozzle; no. 10; Ø 16.0 mm; 30.0 mm long; (13N13)	10 Pcs.	701.0286	2004
1.52	Ceramic gas nozzle; no. 4; Ø 6.5 mm; 48.0 mm long; (796F71)	10 Pcs.	701.0289	2004
1.52	Ceramic gas nozzle; no. 5; Ø 8.0 mm; 48.0 mm long; (796F72)	10 Pcs.	701.0290	2004
1.52	Ceramic gas nozzle; no. 6; Ø 9.5 mm; 48.0 mm long; (796F73)	10 Pcs.	701.0291	2004
1.53	Ceramic gas nozzle; no. 4; Ø 6.5 mm; 63.0 mm long; (796F75)	10 Pcs.	701.0293	2004
1.53	Ceramic gas nozzle; no. 5; Ø 8.0 mm; 63.0 mm long; (796F76)	10 Pcs.	701.0294	2004
1.54	Ceramic gas nozzle; no. 4; Ø 6.5 mm; 89.0 mm long; (796F79)	10 Pcs.	701.0296	2004
1.61	Collet body for electrode with gas lens Ø 0.5 - 1.0 mm; (45V41 / 45V42)	10 Pcs.	701.0301	2016
1.61	Collet body for electrode with gas lens Ø 1.2 mm	10 Pcs.	701.0313	2016
1.61	Collet body for electrode with gas lens Ø 1.6 mm; (45V43)	10 Pcs.	701.0307	2016
1.61	Collet body for electrode with gas lens Ø 2.0 mm	10 Pcs.	701.0315	2016
1.61	Collet body for electrode with gas lens Ø 2.4 mm; (45V44)	10 Pcs.	701.0309	2016
1.61	Collet body for electrode with gas lens Ø 3.2 mm; (45V45)	10 Pcs.	701.0311	2016
1.62	Ceramic gas nozzle; no. 4; Ø 6.5 mm; 25.5 mm long; (53N58)	10 Pcs.	701.0317	2004
1.62	Ceramic gas nozzle; no. 5; Ø 8.0 mm; 25.5 mm long; (53N59)	10 Pcs.	701.0318	2004
1.62	Ceramic gas nozzle; no. 6; Ø 9.5 mm; 25.5 mm long; (53N60)	10 Pcs.	701.0319	2004
1.62	Ceramic gas nozzle; no. 7; Ø 11.0 mm; 25.5 mm long; (53N61)	10 Pcs.	701.0320	2004
1.71	Collet for electrode Ø 0.5 mm; 40.0 mm long; (13N20L)	10 Pcs.	701.1225	2007
1.71	Collet for electrode Ø 1.0 mm; 40.0 mm long; (13N21L)	10 Pcs.	701.1226	2007
1.71	Collet for electrode Ø 1.6 mm; 40.0 mm long; (13N22L)	10 Pcs.	701.1227	2007
1.71	Collet for electrode Ø 2.4 mm; 40.0 mm long; (13N23L)	10 Pcs.	701.1228	2007
1.71	Collet for electrode Ø 3.2 mm; 40.0 mm long; (13N24L)	10 Pcs.	701.1229	2007
1.72	Adaptor (54N63-20)	5 Pcs.	701.1234	2003
1.73	Collet body for electrode with gas lens Ø 0.5 - 1.0 mm; (45V0204S)	5 Pcs.	701.1230	2016
1.73	Collet body for electrode with gas lens Ø 1.6 mm; (45V116S)	5 Pcs.	701.1231	2016
1.73	Collet body for electrode with gas lens Ø 2.4 mm; (45V64S)	5 Pcs.	701.1232	2016
1.73	Collet body for electrode with gas lens Ø 3.2 mm; (995795S)	5 Pcs.	701.1233	2016
1.74	Ceramic gas nozzle; no. 6; Ø 9.5 mm; 48.0 mm long; (57N75)	10 Pcs.	701.1199	2004
1.74	Ceramic gas nozzle; no. 8; Ø 12.5 mm; 48.0 mm long; (57N74)	10 Pcs.	701.1200	2004
1.74	Ceramic gas nozzle; no. 10; Ø 16.0 mm; 48.0 mm long; (53N88)	10 Pcs.	701.1201	2004
1.74	Ceramic gas nozzle; no. 12; Ø 19.5 mm; 48.0 mm long; (53N87)	10 Pcs.	701.1121	2004
1.75	Ceramic gas nozzle; Ø 24.0 mm; 34.0 mm long; (53N89)	10 Pcs.	701.1202	2004



Cable assembly components **BHS** for manual Welding Torches **ABITIG® GRIP** and **ABITIG® GRIP Little** air and liquid cooled

■ **ABITIG® GRIP** 9 / 12-1 / 17 / 18 / 18 SC / 20 /
24 G / 24 W / 26

Page 5.2-5.5

■ **ABITIG® GRIP** 150 / 200 / 260 W / 450 W / 450 W SC


Page 5.6-5.7

■ **ABITIG® GRIP Little** 9 / 17 / 20 / 24 G / 24 W /
150 / 260

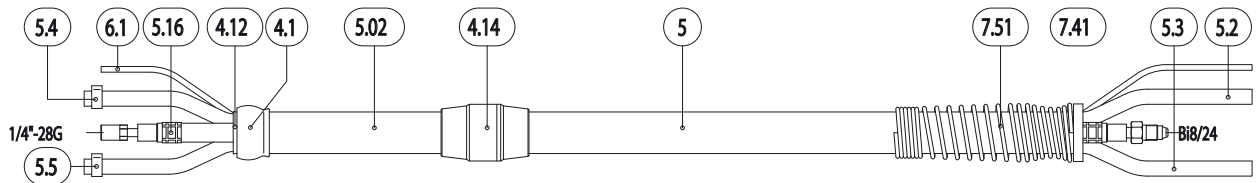
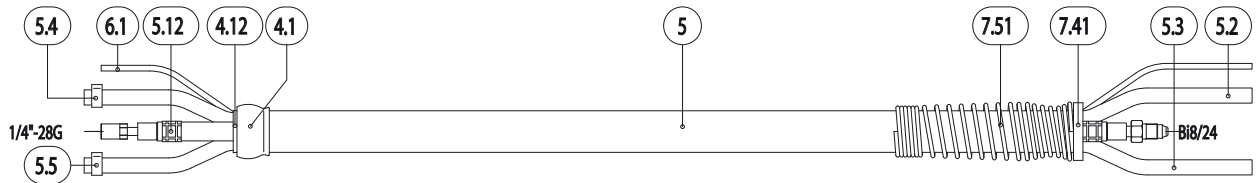
Page 5.8-5.10

Cable assembly components ABITIG® GRIP

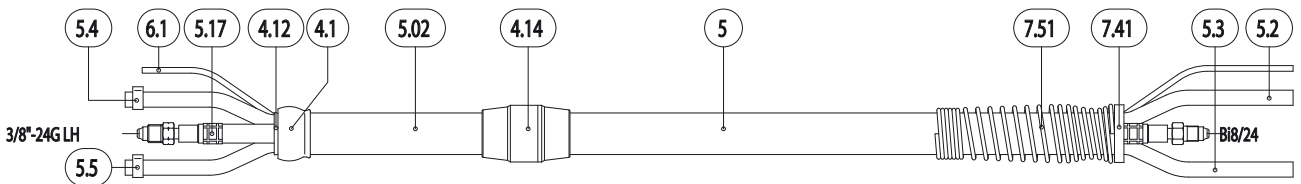
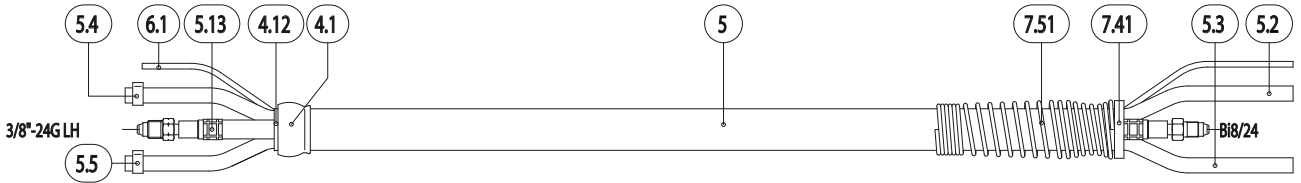
ABITIG® GRIP 9 / 17 / 24 G / 26



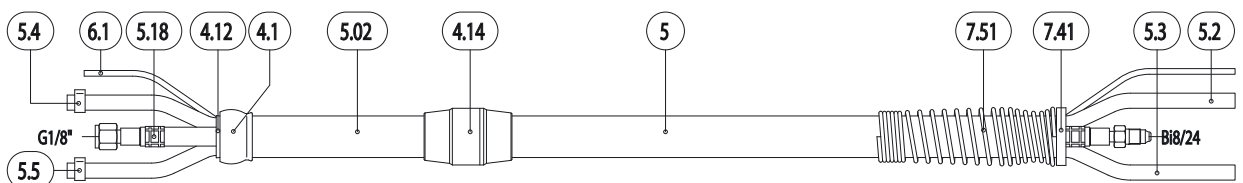
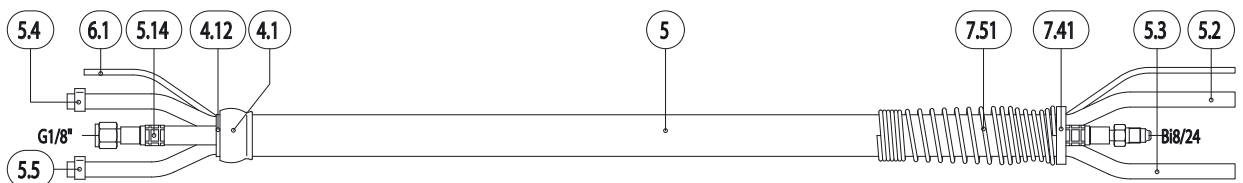
ABITIG® GRIP 20 / 24 W



ABITIG® GRIP 18 / 18 SC



ABITIG® GRIP 12-1

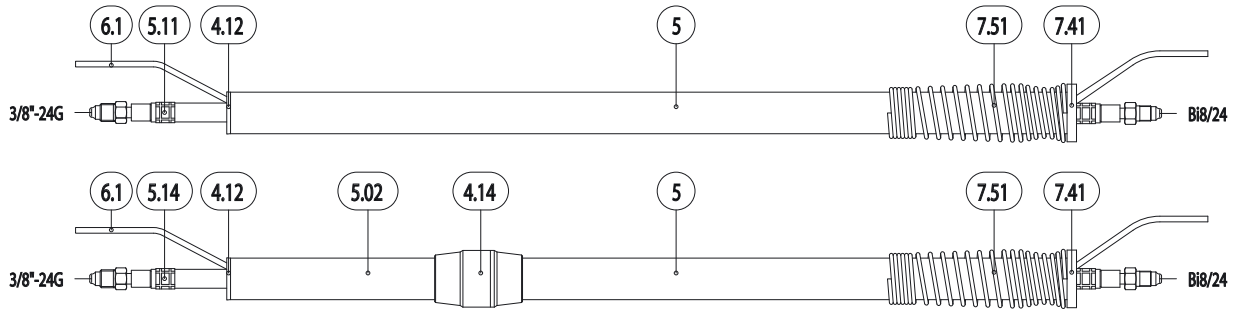


Cable assembly components ABITIG® GRIP

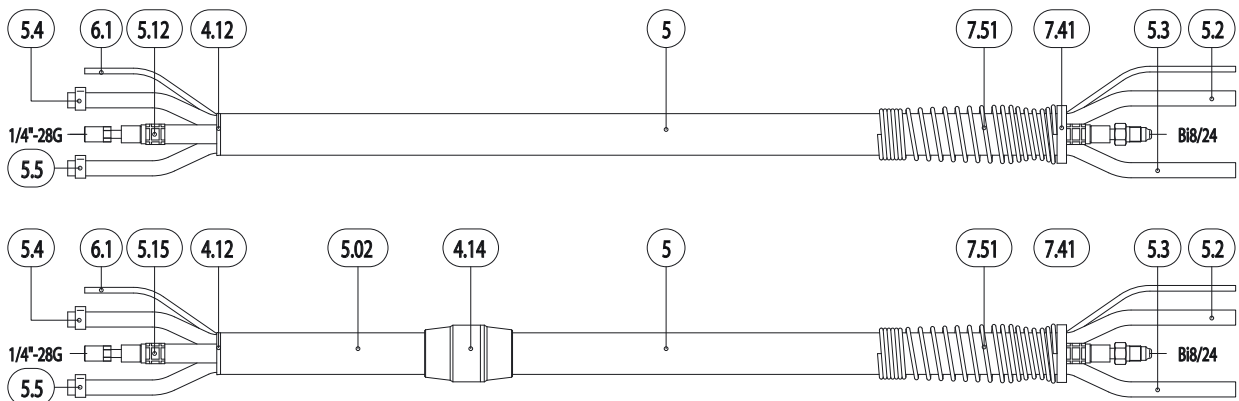
Pos.	Description	Units	Part-No.	Product-group
	Ball joint and outer hose			
4.1	Socket joint ABITIG® GRIP		400.1258	2005
4.12	Strain relief		400.0351	2005
4.14	Hose coupling cpl.		400.0391	2005
4.14	Hose coupling BS		400.0377	2005
4.14	Strain relief		400.0351	2005
4.14	Hose coupling MS		400.0378	2005
	Outer hose and leather hose			
5	Hose 10 black Ø 22x1.25	40 m	109.0020	4050
5.02	Leather hose High Flex Ø 23x1 (0.8 m)		108.0028	2005
	Power cable standard			
5.11	Power cable (ABITIG® 9, ABITIG® 17, ABITIG® 24 G) for 4.00 m		150.0084	2005
5.11	Power cable (ABITIG® 9, ABITIG® 17, ABITIG® 24 G) for 8.00 m		150.0085	2005
5.11	Power cable (ABITIG® 9, ABITIG® 17, ABITIG® 24 G) for 12.00 m		150.0086	2005
5.11	Power cable (ABITIG® 26) for 4.00 m		150.0087	2005
5.11	Power cable (ABITIG® 26) for 8.00 m		150.0088	2005
5.11	Power cable (ABITIG® 26) for 12.00 m		150.0089	2005
5.12	Power cable (ABITIG® 20, ABITIG® 24 W) for 4.00 m		150.0015	2005
5.12	Power cable (ABITIG® 20, ABITIG® 24 W) for 8.00 m		150.0016	2005
5.12	Power cable (ABITIG® 20, ABITIG® 24 W) for 12.00 m		150.0017	2005
5.13	Power cable (ABITIG® 18, ABITIG® 18 SC) for 4.00 m		150.0018	2005
5.13	Power cable (ABITIG® 18, ABITIG® 18 SC) for 8.00 m		150.0019	2005
5.13	Power cable (ABITIG® 18, ABITIG® 18 SC) for 12.00 m		150.0020	2005
5.14	Power cable (ABITIG® 12-1) for 4.00 m		150.0074	2005
5.14	Power cable (ABITIG® 12-1) for 8.00 m		150.0075	2005
5.14	Power cable (ABITIG® 12-1) for 12.00 m		150.0076	2005
	Power cable High Flex			
5.15	Power cable High Flex (ABITIG® 9) for 4.00 m		150.0056	2005
5.15	Power cable High Flex (ABITIG® 9) for 8.00 m		150.0057	2005
5.15	Power cable High Flex (ABITIG® 9) for 12.00 m		150.0058	2005
5.15	Power cable High Flex (ABITIG® 17, ABITIG® 24 G) for 4.00 m		150.0065	2005
5.15	Power cable High Flex (ABITIG® 17, ABITIG® 24 G) for 8.00 m		150.0066	2005
5.15	Power cable High Flex (ABITIG® 17, ABITIG® 24 G) for 12.00 m		150.0067	2005
5.15	Power cable High Flex (ABITIG® 26) for 4.00 m		150.0059	2005
5.15	Power cable High Flex (ABITIG® 26) for 8.00 m		150.0060	2005
5.15	Power cable High Flex (ABITIG® 26) for 12.00 m		150.0061	2005
5.16	Power cable High Flex (ABITIG® 20, ABITIG® 24 W) for 4.00 m		150.0062	2005
5.16	Power cable High Flex (ABITIG® 20, ABITIG® 24 W) for 8.00 m		150.0063	2005
5.16	Power cable High Flex (ABITIG® 20, ABITIG® 24 W) for 12.00 m		150.0064	2005
5.17	Power cable High Flex (ABITIG® 18, ABITIG® 18 SC) for 4.00 m		150.0068	2005
5.17	Power cable High Flex (ABITIG® 18, ABITIG® 18 SC) for 8.00 m		150.0069	2005
5.17	Power cable High Flex (ABITIG® 18, ABITIG® 18 SC) for 12.00 m		150.0070	2005
5.18	Power cable High Flex (ABITIG® 12-1) for 4.00 m		150.0071	2005
5.18	Power cable High Flex (ABITIG® 12-1) for 8.00 m		150.0072	2005
5.18	Power cable High Flex (ABITIG® 12-1) for 12.00 m		150.0073	2005
	Gas hose, water hose, hose clamp and code colour ring			
5.2	Hose Ø 3x1.5	100 m	102.0124	4050
5.3	Hose 1 black Ø 3.9x1.5	100 m	109.0011	4050
5.4	Hose clamp Ø 8.2 mm with ring (mark 8.7)	20 Pcs.	173.0005	9010
w/o. fig.	Code colour ring red	20 Pcs.	501.2166	9010
w/o. fig.	Code colour ring blue	20 Pcs.	501.2167	9010
5.5	Hose clamp Ø 7.5 mm with ring (mark 8.0)	20 Pcs.	173.0007	9010
	Control cable			
6.1	Control cable 3-pole	100 m	100.0100	4050
6.1	Control cable 6-pole	100 m	100.0112	4050
6.1	Control cable 7-pole; protected	100 m	100.0028	4050

Cable assembly components ABITIG® GRIP Little

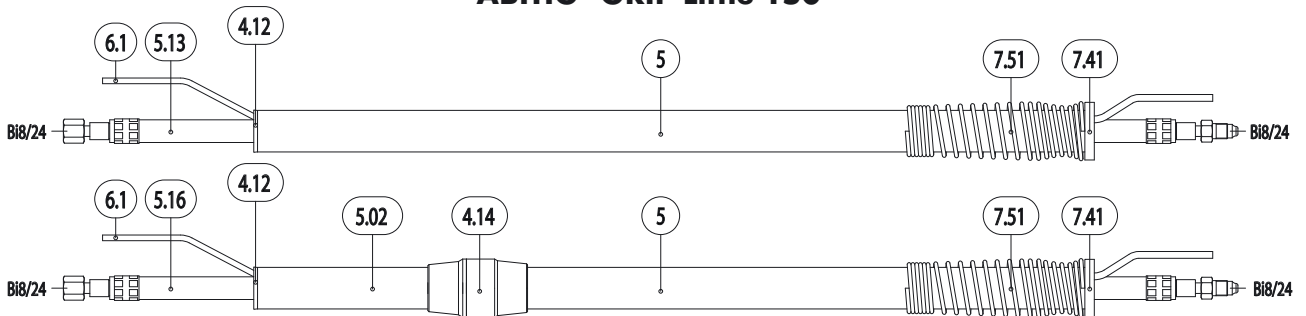
ABITIG® GRIP Little 9 / 17 / 24 G



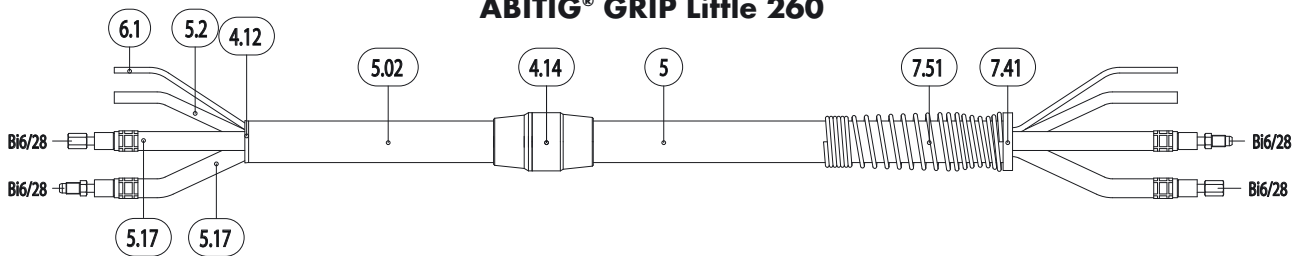
ABITIG® GRIP Little 20 / 24 W



ABITIG® GRIP Little 150



ABITIG® GRIP Little 260



Cable assembly components ABITIG® GRIP Little

Pos.	Description	Units	Part-No.	Product-group
Ball joint and outer hose				
4.12	Strain relief		400.0351	2005
4.14	Hose coupling cpl.		400.0391	2005
4.14	Hose coupling BS		400.0377	2005
4.14	Strain relief		400.0351	2005
4.14	Hose coupling MS		400.0378	2005
Outer hose and leather hose				
5	Hose 10 black Ø 22x1.25	40 m	109.0020	4050
5.02	Leather hose High Flex Ø 23x1 (0.8 m)		108.0028	2005
Power cable standard				
5.11	Power cable (ABITIG® 9, ABITIG® 17, ABITIG® 24 G) for 4.00 m		150.0084	2005
5.11	Power cable (ABITIG® 9, ABITIG® 17, ABITIG® 24 G) for 8.00 m		150.0085	2005
5.11	Power cable (ABITIG® 9, ABITIG® 17, ABITIG® 24 G) for 12.00 m		150.0086	2005
5.12	Power cable (ABITIG® 20) for 4.00 m		150.0259.1	2005
5.12	Power cable (ABITIG® 20) for 8.00 m		150.0260.1	2005
5.12	Power cable (ABITIG® 20) for 12.00 m		150.0261.1	2005
5.12	Power cable (ABITIG® 20, ABITIG® 24 W) for 4.00 m		150.0015	2005
5.12	Power cable (ABITIG® 20, ABITIG® 24 W) for 8.00 m		150.0016	2005
5.12	Power cable (ABITIG® 20, ABITIG® 24 W) for 12.00 m		150.0017	2005
5.13	Power cable (ABITIG® 150) for 4.00 m		150.0111	2555
5.13	Power cable (ABITIG® 150) for 8.00 m		150.0112	2555
5.13	Power cable (ABITIG® 150) for 12.00 m		150.0113	2555
Power cable High Flex				
5.14	Power cable High Flex (ABITIG® 9) for 4.00 m		150.0056	2005
5.14	Power cable High Flex (ABITIG® 9) for 8.00 m		150.0057	2005
5.14	Power cable High Flex (ABITIG® 9) for 12.00 m		150.0058	2005
5.14	Power cable High Flex (ABITIG® 17, ABITIG® 24 G) for 4.00 m		150.0065	2005
5.14	Power cable High Flex (ABITIG® 17, ABITIG® 24 G) for 8.00 m		150.0066	2005
5.14	Power cable High Flex (ABITIG® 17, ABITIG® 24 G) for 12.00 m		150.0067	2005
5.15	Power cable High Flex (ABITIG® 20) for 4.00 m		150.0255.1	2005
5.15	Power cable High Flex (ABITIG® 20) for 8.00 m		150.0256.1	2005
5.15	Power cable High Flex (ABITIG® 20) for 12.00 m		150.0257.1	2005
5.15	Power cable High Flex (ABITIG® 20, ABITIG® 24 W) for 4.00 m		150.0062	2005
5.15	Power cable High Flex (ABITIG® 20, ABITIG® 24 W) for 8.00 m		150.0063	2005
5.15	Power cable High Flex (ABITIG® 20, ABITIG® 24 W) for 12.00 m		150.0064	2005
5.16	Power cable High Flex (ABITIG® 150) for 4.00 m		150.0040	2555
5.16	Power cable High Flex (ABITIG® 150) for 8.00 m		150.0041	2555
5.16	Power cable High Flex (ABITIG® 150) for 12.00 m		150.0190	2555
5.17	Power cable High Flex (ABITIG® 260 W) for 4.00 m		150.0002	2555
5.17	Power cable High Flex (ABITIG® 260 W) for 8.00 m		150.0003	2555
5.17	Power cable High Flex (ABITIG® 260 W) for 12.00 m		150.0082	2555
Gas hose, water hose, hose clamp and code colour ring				
5.2	Hose Ø 3x1.5	100 m	102.0124	4050
5.3	Hose 1 black Ø 3.9x1.5	100 m	109.0011	4050
5.4	Hose clamp Ø 8.2 mm with ring (mark 8.7)	20 Pcs.	173.0005	9010
w/o. fig.	Code colour ring red	20 Pcs.	501.2166	9010
w/o. fig.	Code colour ring blue	20 Pcs.	501.2167	9010
5.5	Hose clamp Ø 7.5 mm with ring (mark 8.0)	20 Pcs.	173.0007	9010
Control cable				
6.1	Control cable 3-pole	100 m	100.0100	4050
6.1	Control cable 6-pole	100 m	100.0112	4050
6.1	Control cable 7-pole; protected	100 m	100.0028	4050
Cable support spring and strain relief				
7.41	Strain relief		500.0252	9010
7.51	Cable support spring		500.0227	9010