

Torce TIG "ABITIG® GRIP" ad aria e a liquido

- Impugnatura ergonomica con inserto "GRIP" per tutti i modelli torcia ABITIG® GRIP - grande fermezza e feeling sull'impugnatura.
- Moduli di controllo e pulsanti perfettamente integrati nel design impugnatura - per una ergonomia eccezionale.
- Giunto a snodo di piccole dimensioni per una impugnabilità perfetta e maneggevolezza perfette.
- Fasciame torcia flessibile, leggero e modulabile - per ogni tipo di attacco e connessione macchina.
- Consumabile torcia compatibile con lo standard internazionale serie "SR" - meno stock.



Sistema Impugnatura ABITIG® GRIP
- vedere pag. 26-27.

ABITIG® GRIP 24 G

Dati tecnici (EN 60 974-7):

Tipo di raffreddamento: aria
Classificazione: 110 A DC
80 A AC
Duty cycle: 35%
Elettrodo tungsteno: Ø 0.5 - 1.6 mm

ABITIG® GRIP 24 W

Dati tecnici (EN 60 974-7):

Tipo di raffreddamento: liquido*
Classificazione: 140 A DC
100 A AC
Duty cycle: 100%
Elettrodo tungsteno: Ø 0.5 - 2.4 mm

*Pressione in entrata torcia:
Min. 2.5 bar (max. 3.5 bar);
Min. flusso: 0.7 l/min.

Dati tecnici basati su cablaggi torcia
di lunghezza fino a 8.00 m.

Torcia completa

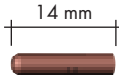
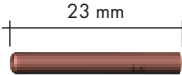
Modello	Raffr.	n° cod.	Versione	n° cod.
ABITIG® GRIP 24 G	aria	vedi commento **	Standard	712.7020
ABITIG® GRIP 24 W	liquido	vedi commento **	Standard	712.7120



**Viste le innumerevoli versioni e tipologie di connessioni macchina non possiamo fornire in questa documentazione i codici completi torcia. Si prega di utilizzare la seguente documentazione per individuare il modello torcia ed il tipo di modulo di controllo e pulsante - chiedere informazioni al rivenditore ABICOR-BINZEL di zona.



ABITIG® GRIP 24 G, ABITIG® GRIP 24 W

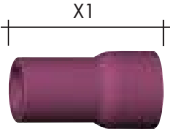
Consumabili

		
Anello isolante / Isolante (10 pcs.)	Anello isolante	Isolante per gas lens
	701.0458 / 53N22	701.0459 / 53N66

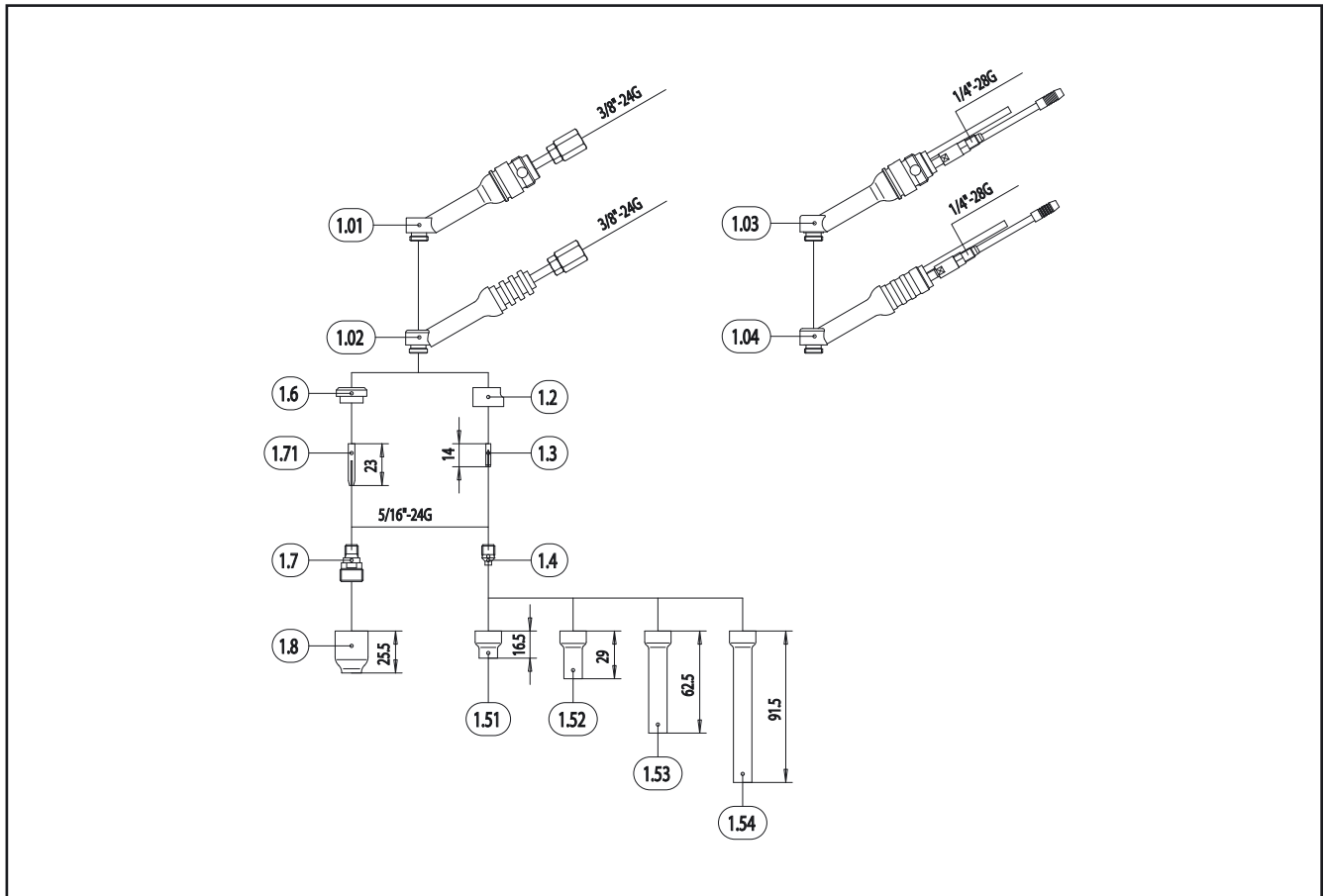
		
Serra elett. (10 pcs.)	Versione std.	Versione std. per gas lens
Ø 0.5 mm	701.0452 / 53N15	701.0461 / -
Ø 1.0 mm	701.0453 / 53N16	701.0462 / 53N63
Ø 1.2 mm	701.0455 / -	701.0464 / -
Ø 1.6 mm	701.0454 / 53N14	701.0463 / 54N64
Ø 2.0 mm	701.0456 / -	701.0466 / -
Ø 2.4 mm	701.0457 / 24C332	701.0465 / 24GLC332

		
Ferma serra elett. (10 pcs.)	Versione std.	Versione std. con gas lens
Ø 0.5 mm	701.0479 / 53N17	701.0301 / 45V41
Ø 1.0 mm	701.0480 / 53N18	701.0301 / 45V42
Ø 1.2 mm	701.0483 / -	701.0313 / -
Ø 1.6 mm	701.0481 / 53N19	701.0307 / 45V43
Ø 2.0 mm	701.0484 / -	701.0315 / -
Ø 2.4 mm	701.0482 / 24CB332	701.0309 / 45V44

		
Ug. gas , ceramico (10 pcs.)	Versione std.	Versione std. per gas lens
No. 4 Ø 6.5 mm	701.0468 / 53N24	701.0317 / 53N58
No. 5 Ø 8.0 mm	701.0469 / 53N25	701.0318 / 53N59
No. 6 Ø 9.5 mm	701.0470 / 53N27	701.0319 / 53N60
No. 7 Ø 11.0 mm	-	701.0320 / 53N61

	
Ug. gas , ceramico (10 pcs.)	Versione std.
No. 4L Ø 6.5 mm 29.0 mm	701.0471 / 53N28
No. 6L Ø 9.5 mm 29.0 mm	701.0472 / 53N26
No. 4L Ø 6.5 mm 62.5 mm	701.0473 / 53N24L
No. 5L Ø 8.0 mm 91.5 mm	701.0474 / 53N27L

TIG Welding Torches ABITIG® GRIP 24 G / 24 W – ABITIG® GRIP Little 24 W



Pos.	Description	Units	Part-No.	Product-group
Torch body				
1.01	Torch body ABITIG® GRIP 24 G; 55,0 mm long		712.7020	2002
1.02	Torch body SR / ABITIG® GRIP Little 24 G; 55.0 mm long		705.0075	2002
1.03	Torch body ABITIG® GRIP 24 W; 55,0 mm long		712.7120	2002
1.04	Torch body SR / ABITIG® GRIP Little 24 W; 55.0 mm long		705.0080	2002
1.2	Insulator (53N22)	10 Pcs.	701.0458	2003
Wear parts				
1.3	Collet for electrode Ø 0.5 mm; 14.0 mm long; (53N15)	10 Pcs.	701.0452	2007
1.3	Collet for electrode Ø 1.0 mm; 14.0 mm long; (53N16)	10 Pcs.	701.0453	2007
1.3	Collet for electrode Ø 1.2 mm; 14.0 mm long	10 Pcs.	701.0455	2007
1.3	Collet for electrode Ø 1.6 mm; 14.0 mm long; (53N14)	10 Pcs.	701.0454	2007
1.3	Collet for electrode Ø 2.0 mm; 14.0 mm long	10 Pcs.	701.0456	2007
1.3	Collet for electrode Ø 2.4 mm; 14.0 mm long; (24C332)	10 Pcs.	701.0457	2007
1.4	Collet body for electrode Ø 0.5 mm; (53N17)	10 Pcs.	701.0479	2008
1.4	Collet body for electrode Ø 1.0 mm; (53N18)	10 Pcs.	701.0480	2008
1.4	Collet body for electrode Ø 1.2 mm	10 Pcs.	701.0483	2008
1.4	Collet body for electrode Ø 1.6 mm; (53N19)	10 Pcs.	701.0481	2008
1.4	Collet body for electrode Ø 2.0 mm	10 Pcs.	701.0484	2008
1.4	Collet body for electrode Ø 2.4 mm; (24CB332)	10 Pcs.	701.0482	2008
1.51	Ceramic gas nozzle; no. 4; Ø 6.5 mm; 16.5 mm long; (53N24)	10 Pcs.	701.0468	2004
1.51	Ceramic gas nozzle; no. 5; Ø 8.0 mm; 16.5 mm long; (53N25)	10 Pcs.	701.0469	2004
1.51	Ceramic gas nozzle; no. 6; Ø 9.5 mm; 16.5 mm long; (53N27)	10 Pcs.	701.0470	2004
1.52	Ceramic gas nozzle; no. 4; Ø 6.5 mm; 29.0 mm long; (53N28)	10 Pcs.	701.0471	2004
1.52	Ceramic gas nozzle; no. 6; Ø 9.5 mm; 29.0 mm long; (53N26)	10 Pcs.	701.0472	2004
1.53	Ceramic gas nozzle; no. 4L; Ø 6.5 mm; 62.5 mm long; (53N24L)	10 Pcs.	701.0473	2004
1.54	Ceramic gas nozzle; no. 5L; Ø 8.0 mm; 91.5 mm long; (53N27L)	10 Pcs.	701.0474	2004
1.6	Insulator (53N66)	10 Pcs.	701.0459	2003
1.7	Collet for electrode Ø 0.5 mm; 23.0 mm long	10 Pcs.	701.0461	2007



Cable assembly components **BHS** for manual Welding Torches **ABITIG® GRIP** and **ABITIG® GRIP Little** air and liquid cooled

■ **ABITIG® GRIP** 9 / 12-1 / 17 / 18 / 18 SC / 20 /
24 G / 24 W / 26

Page 5.2-5.5

■ **ABITIG® GRIP** 150 / 200 / 260 W / 450 W / 450 W SC

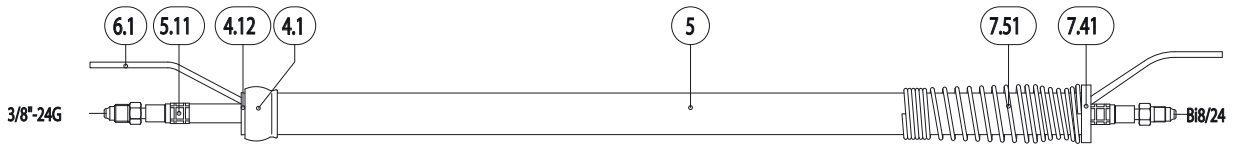
Page 5.6-5.7

■ **ABITIG® GRIP Little** 9 / 17 / 20 / 24 G / 24 W /
150 / 260

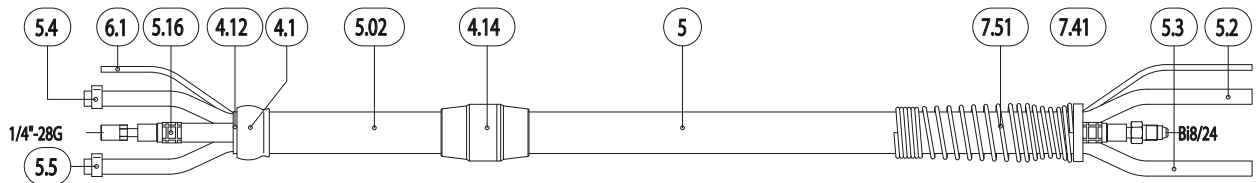
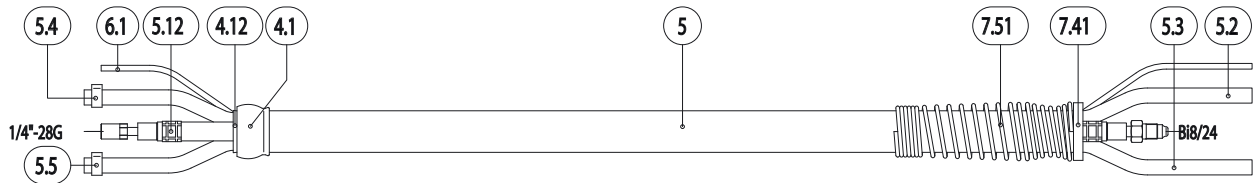
Page 5.8-5.10

Cable assembly components ABITIG® GRIP

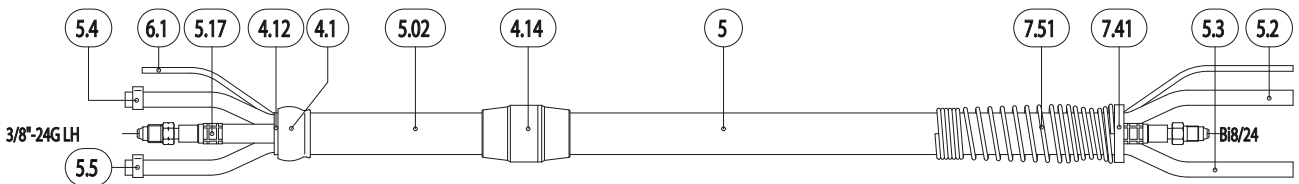
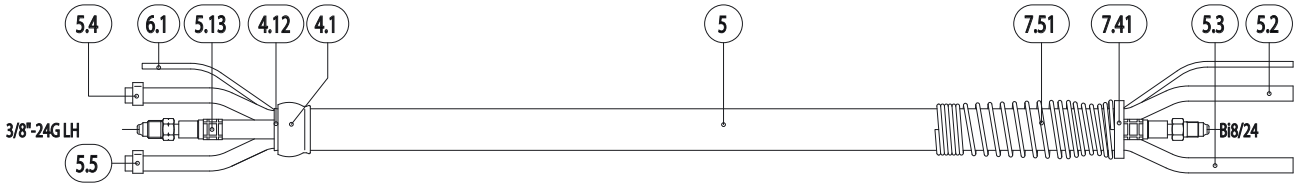
ABITIG® GRIP 9 / 17 / 24 G / 26



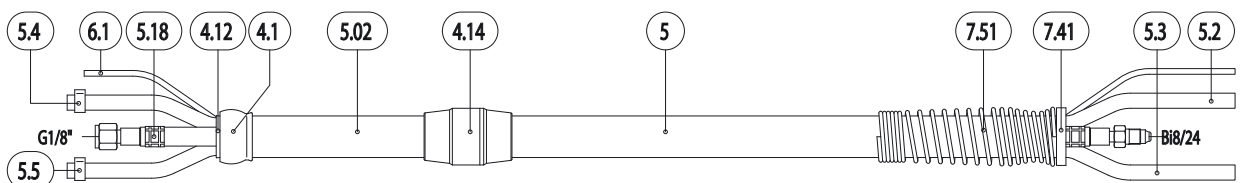
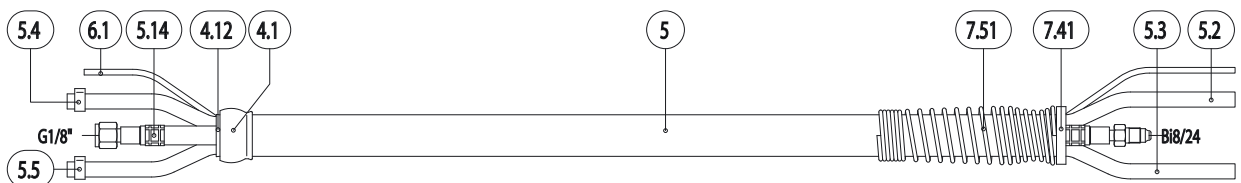
ABITIG® GRIP 20 / 24 W



ABITIG® GRIP 18 / 18 SC



ABITIG® GRIP 12-1



Cable assembly components ABITIG® GRIP

Pos.	Description	Units	Part-No.	Product-group
	Ball joint and outer hose			
4.1	Socket joint ABITIG® GRIP		400.1258	2005
4.12	Strain relief		400.0351	2005
4.14	Hose coupling cpl.		400.0391	2005
4.14	Hose coupling BS		400.0377	2005
4.14	Strain relief		400.0351	2005
4.14	Hose coupling MS		400.0378	2005
	Outer hose and leather hose			
5	Hose 10 black Ø 22x1.25	40 m	109.0020	4050
5.02	Leather hose High Flex Ø 23x1 (0.8 m)		108.0028	2005
	Power cable standard			
5.11	Power cable (ABITIG® 9, ABITIG® 17, ABITIG® 24 G) for 4.00 m		150.0084	2005
5.11	Power cable (ABITIG® 9, ABITIG® 17, ABITIG® 24 G) for 8.00 m		150.0085	2005
5.11	Power cable (ABITIG® 9, ABITIG® 17, ABITIG® 24 G) for 12.00 m		150.0086	2005
5.11	Power cable (ABITIG® 26) for 4.00 m		150.0087	2005
5.11	Power cable (ABITIG® 26) for 8.00 m		150.0088	2005
5.11	Power cable (ABITIG® 26) for 12.00 m		150.0089	2005
5.12	Power cable (ABITIG® 20, ABITIG® 24 W) for 4.00 m		150.0015	2005
5.12	Power cable (ABITIG® 20, ABITIG® 24 W) for 8.00 m		150.0016	2005
5.12	Power cable (ABITIG® 20, ABITIG® 24 W) for 12.00 m		150.0017	2005
5.13	Power cable (ABITIG® 18, ABITIG® 18 SC) for 4.00 m		150.0018	2005
5.13	Power cable (ABITIG® 18, ABITIG® 18 SC) for 8.00 m		150.0019	2005
5.13	Power cable (ABITIG® 18, ABITIG® 18 SC) for 12.00 m		150.0020	2005
5.14	Power cable (ABITIG® 12-1) for 4.00 m		150.0074	2005
5.14	Power cable (ABITIG® 12-1) for 8.00 m		150.0075	2005
5.14	Power cable (ABITIG® 12-1) for 12.00 m		150.0076	2005
	Power cable High Flex			
5.15	Power cable High Flex (ABITIG® 9) for 4.00 m		150.0056	2005
5.15	Power cable High Flex (ABITIG® 9) for 8.00 m		150.0057	2005
5.15	Power cable High Flex (ABITIG® 9) for 12.00 m		150.0058	2005
5.15	Power cable High Flex (ABITIG® 17, ABITIG® 24 G) for 4.00 m		150.0065	2005
5.15	Power cable High Flex (ABITIG® 17, ABITIG® 24 G) for 8.00 m		150.0066	2005
5.15	Power cable High Flex (ABITIG® 17, ABITIG® 24 G) for 12.00 m		150.0067	2005
5.15	Power cable High Flex (ABITIG® 26) for 4.00 m		150.0059	2005
5.15	Power cable High Flex (ABITIG® 26) for 8.00 m		150.0060	2005
5.15	Power cable High Flex (ABITIG® 26) for 12.00 m		150.0061	2005
5.16	Power cable High Flex (ABITIG® 20, ABITIG® 24 W) for 4.00 m		150.0062	2005
5.16	Power cable High Flex (ABITIG® 20, ABITIG® 24 W) for 8.00 m		150.0063	2005
5.16	Power cable High Flex (ABITIG® 20, ABITIG® 24 W) for 12.00 m		150.0064	2005
5.17	Power cable High Flex (ABITIG® 18, ABITIG® 18 SC) for 4.00 m		150.0068	2005
5.17	Power cable High Flex (ABITIG® 18, ABITIG® 18 SC) for 8.00 m		150.0069	2005
5.17	Power cable High Flex (ABITIG® 18, ABITIG® 18 SC) for 12.00 m		150.0070	2005
5.18	Power cable High Flex (ABITIG® 12-1) for 4.00 m		150.0071	2005
5.18	Power cable High Flex (ABITIG® 12-1) for 8.00 m		150.0072	2005
5.18	Power cable High Flex (ABITIG® 12-1) for 12.00 m		150.0073	2005
	Gas hose, water hose, hose clamp and code colour ring			
5.2	Hose Ø 3x1.5	100 m	102.0124	4050
5.3	Hose 1 black Ø 3.9x1.5	100 m	109.0011	4050
5.4	Hose clamp Ø 8.2 mm with ring (mark 8.7)	20 Pcs.	173.0005	9010
w/o. fig.	Code colour ring red	20 Pcs.	501.2166	9010
w/o. fig.	Code colour ring blue	20 Pcs.	501.2167	9010
5.5	Hose clamp Ø 7.5 mm with ring (mark 8.0)	20 Pcs.	173.0007	9010
	Control cable			
6.1	Control cable 3-pole	100 m	100.0100	4050
6.1	Control cable 6-pole	100 m	100.0112	4050
6.1	Control cable 7-pole; protected	100 m	100.0028	4050

Cable assembly components ABITIG® GRIP

Pos.	Description	Units	Part-No.	Product-group	
Cable support spring and strain relief					
7.41	Strain relief		500.0252	9010	
7.51	Cable support spring		500.0227	9010	