

# Torcia TIG "ABITIG® GRIP" a liquido

- Impugnatura ergonomica con inserto "GRIP" per tutti i modelli torcia ABITIG® GRIP - grande fermezza e feeling sull'impugnatura.
- Moduli di controllo e pulsanti perfettamente integrati nel design impugnatura - per una ergonomia eccezionale.
- Giunto a snodo di piccole dimensioni per una impugnabilità e maneggevolezza perfette.
- Fasciame torcia flessibile, leggero e modulabile - per ogni tipo di attacco e connessione macchina.
- Consumabile torcia compatibile con lo standard internazionale serie "SR" - meno stock.



**Sistema Impugnatura ABITIG® GRIP**  
- vedere pag. 26-27.

## ABITIG® GRIP 12-1

### Dati tecnici (EN 60 974-7):

Tipo di raffreddamento: liquido\*  
Classificazione: 350 A DC  
250 A AC  
Duty cycle: 100%  
Elettrodo tungsteno: Ø 1.6-4.0 mm

\*Pressione in entrata torcia:  
Min. 2.5 bar (max. 3.5 bar);  
Min. flusso: 0.7 l/min.

Dati tecnici basati su cablaggi torcia  
di lunghezza fino a 8.00 m.


## Torcia completa


Modello	Rafr.	n° cod.	Versione	n° cod.
ABITIG® GRIP 12-1	liquido	vedi commento**	Standard	712.0020

\*\*Viste le innumerevoli versioni e tipologie di connessioni macchina non possiamo fornire in questa documentazione i codici completi torcia. Si prega di utilizzare la seguente documentazione per individuare il modello torcia ed il tipo di modulo di controllo pulsante - chiedere informazioni al rivenditore ABICOR-BINZEL di zona.


# ABITIG® GRIP 12-1

## Consumabili



		
<b>Cappa</b>	<b>Corta</b>	<b>Lunga</b>
	712.0053	712.0051

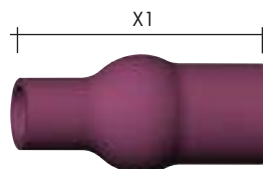


## Serra elett. (10 pcs.)

		<b>Versione std.</b>
Ø 1.6 mm		712.0062
Ø 2.4 mm		712.0063
Ø 3.2 mm		712.0064
Ø 4.0 mm		712.0065

## Ferma serra elett.

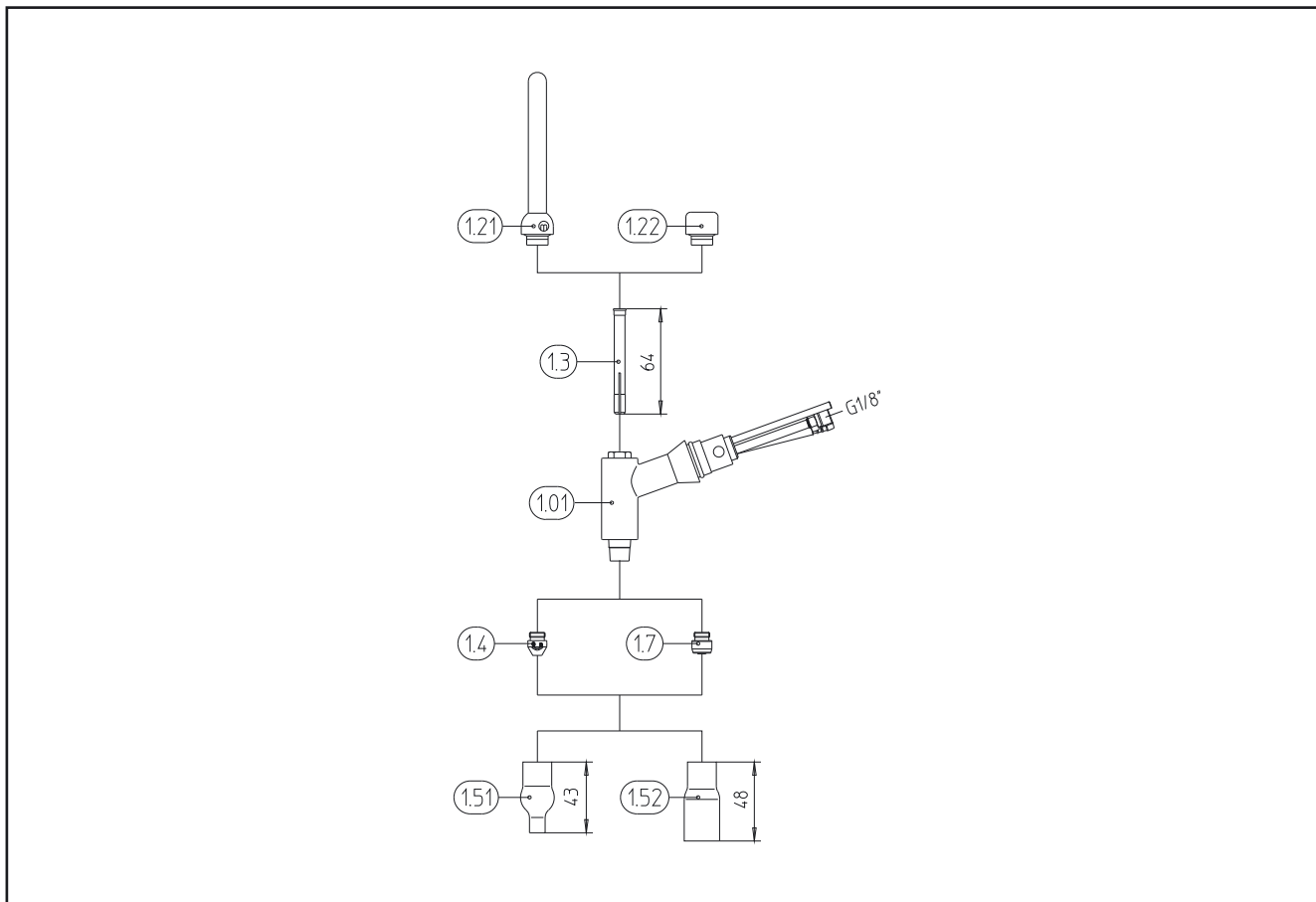
(10 pcs.)		<b>Versione std.</b>		<b>Versione std. con gas lens</b>
Ø 1.6 mm		712.0072		712.0101
Ø 2.4 mm		712.0073		712.0102
Ø 3.2 mm		712.0074		712.0103
Ø 4.0 mm		712.0075		712.0104



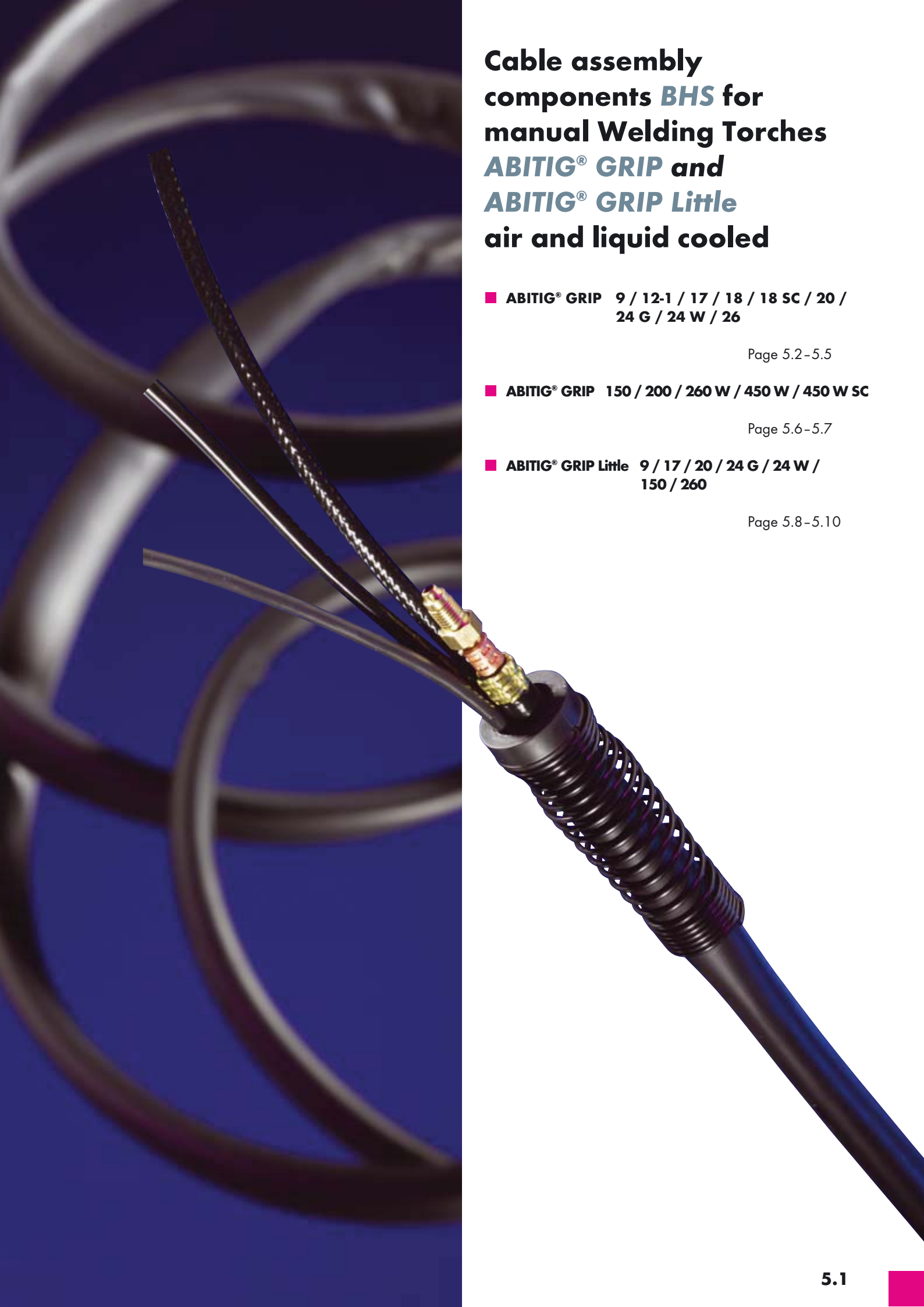
## Ug. gas , ceramico

(10 pcs.)	<b>X1</b>	<b>Versione std.</b>
No. 4 Ø 6.5 mm 43 mm		704.0046 / 130.00
No. 5 Ø 8.0 mm 43 mm		704.0047 / 131.00
No. 6 Ø 9.5 mm 43 mm		704.0048 / 132.00
No. 7 Ø 11.0 mm 43 mm		704.0049 / 133.00
No. 8 Ø 12.5 mm 43 mm		704.0050 / 134.00
No. 9 Ø 14.5 mm 43 mm		704.0051 / 135.00
No. 10 Ø 16.0 mm 43 mm		704.0052 / 136.00
No. 11 Ø 17.5 mm 48 mm		704.0053 / 137.00

# TIG Welding Torch ABITIG® GRIP 12-1



Pos.	Description	Units	Part-No.	Product-group
	<b>Torch body</b>			
1.01	Torch body ABITIG® GRIP 12-1; 70.0 mm long		712.0020	2002
w/o. fig.	Shrink hose Ø 19.1 mm	60 m	104.0007	4050
	<b>Wear parts</b>			
1.21	Back cap, long		712.0051	2009
1.22	Back cap, short		712.0053	2009
1.3	Collet for electrode Ø 1.6 mm; 64.0 mm long	10 Pcs.	712.0062	2007
1.3	Collet for electrode Ø 2.4 mm; 64.0 mm long	10 Pcs.	712.0063	2007
1.3	Collet for electrode Ø 3.2 mm; 64.0 mm long	10 Pcs.	712.0064	2007
1.3	Collet for electrode Ø 4.0 mm; 64.0 mm long	10 Pcs.	712.0065	2007
1.4	Collet body for electrode Ø 1.6 mm	10 Pcs.	712.0072	2008
1.4	Collet body for electrode Ø 2.4 mm	10 Pcs.	712.0073	2008
1.4	Collet body for electrode Ø 3.2 mm	10 Pcs.	712.0074	2008
1.4	Collet body for electrode Ø 4.0 mm	10 Pcs.	712.0075	2008
1.51	Ceramic gas nozzle; no. 4; Ø 6.5 mm; 43.0 mm long	10 Pcs.	704.0046	2004
1.51	Ceramic gas nozzle; no. 5; Ø 8.0 mm; 43.0 mm long	10 Pcs.	704.0047	2004
1.51	Ceramic gas nozzle; no. 6; Ø 9.5 mm; 43.0 mm long	10 Pcs.	704.0048	2004
1.51	Ceramic gas nozzle; no. 7; Ø 11.0 mm; 43.0 mm long	10 Pcs.	704.0049	2004
1.51	Ceramic gas nozzle; no. 8; Ø 12.5 mm; 43.0 mm long	10 Pcs.	704.0050	2004
1.51	Ceramic gas nozzle; no. 9; Ø 14.5 mm; 43.0 mm long	10 Pcs.	704.0051	2004
1.51	Ceramic gas nozzle; no. 10; Ø 16.0 mm; 48.0 mm long	10 Pcs.	704.0052	2004
1.52	Ceramic gas nozzle; no. 11; Ø 17.5 mm	10 Pcs.	704.0053	2004
1.7	Collet body for electrode with gas lens Ø 1.6 mm		712.0101	2016
1.7	Collet body for electrode with gas lens Ø 2.4 mm		712.0102	2016
1.7	Collet body for electrode with gas lens Ø 3.2 mm		712.0103	2016
1.7	Collet body for electrode with gas lens Ø 4.0 mm		712.0104	2016



## Cable assembly components **BHS** for manual Welding Torches **ABITIG® GRIP** and **ABITIG® GRIP Little** air and liquid cooled

■ **ABITIG® GRIP** 9 / 12-1 / 17 / 18 / 18 SC / 20 /  
24 G / 24 W / 26

Page 5.2-5.5

■ **ABITIG® GRIP** 150 / 200 / 260 W / 450 W / 450 W SC

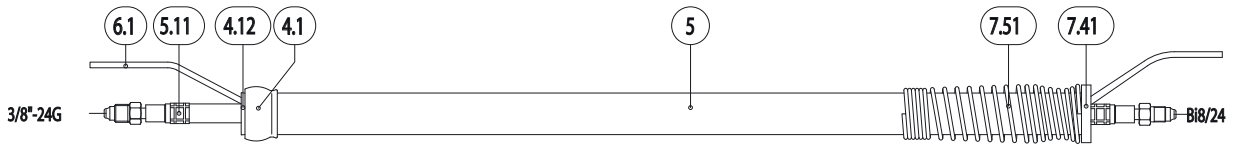
Page 5.6-5.7

■ **ABITIG® GRIP Little** 9 / 17 / 20 / 24 G / 24 W /  
150 / 260

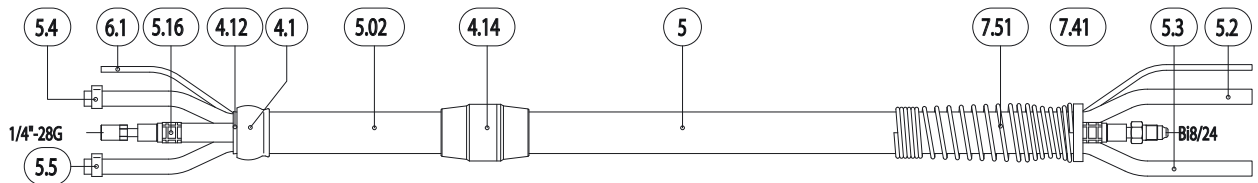
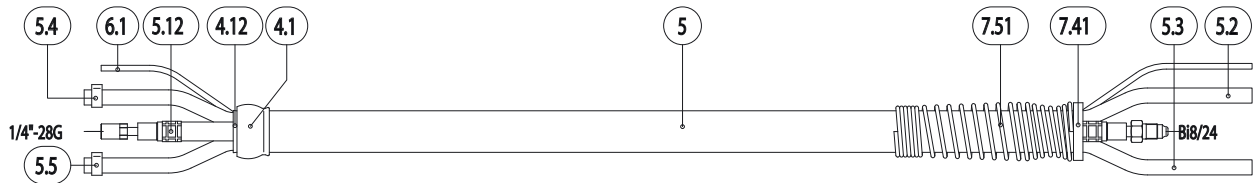
Page 5.8-5.10

# Cable assembly components ABITIG® GRIP

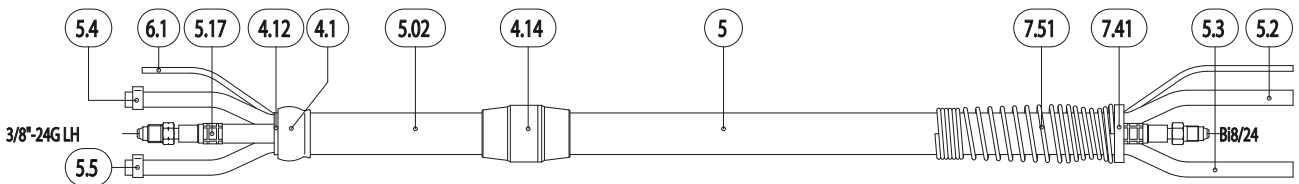
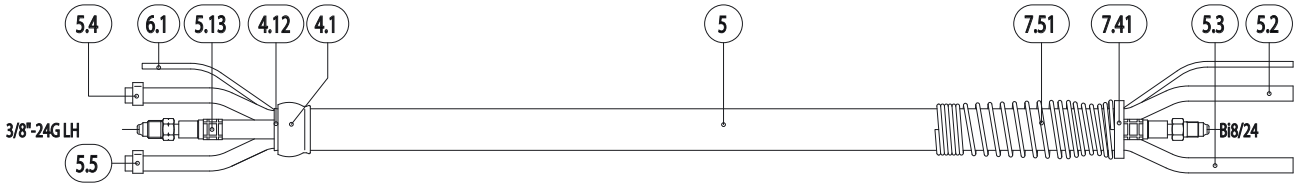
## ABITIG® GRIP 9 / 17 / 24 G / 26



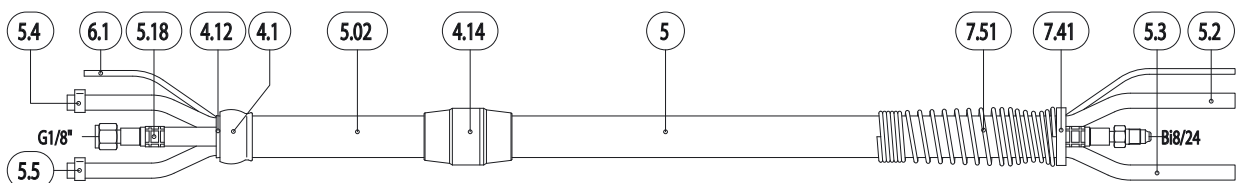
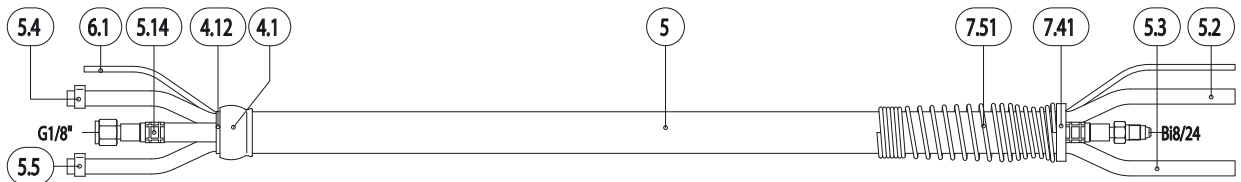
## ABITIG® GRIP 20 / 24 W



## ABITIG® GRIP 18 / 18 SC



## ABITIG® GRIP 12-1



## Cable assembly components ABITIG® GRIP

Pos.	Description	Units	Part-No.	Product-group
	<b>Ball joint and outer hose</b>			
4.1	Socket joint ABITIG® GRIP		400.1258	2005
4.12	Strain relief		400.0351	2005
4.14	Hose coupling cpl.		400.0391	2005
4.14	Hose coupling BS		400.0377	2005
4.14	Strain relief		400.0351	2005
4.14	Hose coupling MS		400.0378	2005
	<b>Outer hose and leather hose</b>			
5	Hose 10 black Ø 22x1.25	40 m	109.0020	4050
5.02	Leather hose High Flex Ø 23x1 (0.8 m)		108.0028	2005
	<b>Power cable standard</b>			
5.11	Power cable (ABITIG® 9, ABITIG® 17, ABITIG® 24 G) for 4.00 m		150.0084	2005
5.11	Power cable (ABITIG® 9, ABITIG® 17, ABITIG® 24 G) for 8.00 m		150.0085	2005
5.11	Power cable (ABITIG® 9, ABITIG® 17, ABITIG® 24 G) for 12.00 m		150.0086	2005
5.11	Power cable (ABITIG® 26) for 4.00 m		150.0087	2005
5.11	Power cable (ABITIG® 26) for 8.00 m		150.0088	2005
5.11	Power cable (ABITIG® 26) for 12.00 m		150.0089	2005
5.12	Power cable (ABITIG® 20, ABITIG® 24 W) for 4.00 m		150.0015	2005
5.12	Power cable (ABITIG® 20, ABITIG® 24 W) for 8.00 m		150.0016	2005
5.12	Power cable (ABITIG® 20, ABITIG® 24 W) for 12.00 m		150.0017	2005
5.13	Power cable (ABITIG® 18, ABITIG® 18 SC) for 4.00 m		150.0018	2005
5.13	Power cable (ABITIG® 18, ABITIG® 18 SC) for 8.00 m		150.0019	2005
5.13	Power cable (ABITIG® 18, ABITIG® 18 SC) for 12.00 m		150.0020	2005
5.14	Power cable (ABITIG® 12-1) for 4.00 m		150.0074	2005
5.14	Power cable (ABITIG® 12-1) for 8.00 m		150.0075	2005
5.14	Power cable (ABITIG® 12-1) for 12.00 m		150.0076	2005
	<b>Power cable High Flex</b>			
5.15	Power cable High Flex (ABITIG® 9) for 4.00 m		150.0056	2005
5.15	Power cable High Flex (ABITIG® 9) for 8.00 m		150.0057	2005
5.15	Power cable High Flex (ABITIG® 9) for 12.00 m		150.0058	2005
5.15	Power cable High Flex (ABITIG® 17, ABITIG® 24 G) for 4.00 m		150.0065	2005
5.15	Power cable High Flex (ABITIG® 17, ABITIG® 24 G) for 8.00 m		150.0066	2005
5.15	Power cable High Flex (ABITIG® 17, ABITIG® 24 G) for 12.00 m		150.0067	2005
5.15	Power cable High Flex (ABITIG® 26) for 4.00 m		150.0059	2005
5.15	Power cable High Flex (ABITIG® 26) for 8.00 m		150.0060	2005
5.15	Power cable High Flex (ABITIG® 26) for 12.00 m		150.0061	2005
5.16	Power cable High Flex (ABITIG® 20, ABITIG® 24 W) for 4.00 m		150.0062	2005
5.16	Power cable High Flex (ABITIG® 20, ABITIG® 24 W) for 8.00 m		150.0063	2005
5.16	Power cable High Flex (ABITIG® 20, ABITIG® 24 W) for 12.00 m		150.0064	2005
5.17	Power cable High Flex (ABITIG® 18, ABITIG® 18 SC) for 4.00 m		150.0068	2005
5.17	Power cable High Flex (ABITIG® 18, ABITIG® 18 SC) for 8.00 m		150.0069	2005
5.17	Power cable High Flex (ABITIG® 18, ABITIG® 18 SC) for 12.00 m		150.0070	2005
5.18	Power cable High Flex (ABITIG® 12-1) for 4.00 m		150.0071	2005
5.18	Power cable High Flex (ABITIG® 12-1) for 8.00 m		150.0072	2005
5.18	Power cable High Flex (ABITIG® 12-1) for 12.00 m		150.0073	2005
	<b>Gas hose, water hose, hose clamp and code colour ring</b>			
5.2	Hose Ø 3x1.5	100 m	102.0124	4050
5.3	Hose 1 black Ø 3.9x1.5	100 m	109.0011	4050
5.4	Hose clamp Ø 8.2 mm with ring (mark 8.7)	20 Pcs.	173.0005	9010
w/o. fig.	Code colour ring red	20 Pcs.	501.2166	9010
w/o. fig.	Code colour ring blue	20 Pcs.	501.2167	9010
5.5	Hose clamp Ø 7.5 mm with ring (mark 8.0)	20 Pcs.	173.0007	9010
	<b>Control cable</b>			
6.1	Control cable 3-pole	100 m	100.0100	4050
6.1	Control cable 6-pole	100 m	100.0112	4050
6.1	Control cable 7-pole; protected	100 m	100.0028	4050

## Cable assembly components ABITIG® GRIP

Pos.	Description	Units	Part-No.	Product-group
	<b>Cable support spring and strain relief</b>			
7.41	Strain relief		500.0252	9010
7.51	Cable support spring		500.0227	9010